

# NEU4 antibody



Catalog Number: 113119

## Product name

NEU4 antibody

Recommended Dilution:

WB: 1:500-1:5000

## Immunogen

IP: 1:200-1:2000

[Human NEU4 Recombinant protein \(GST tag & His tag\)](#)

IHC: 1:20-1:200

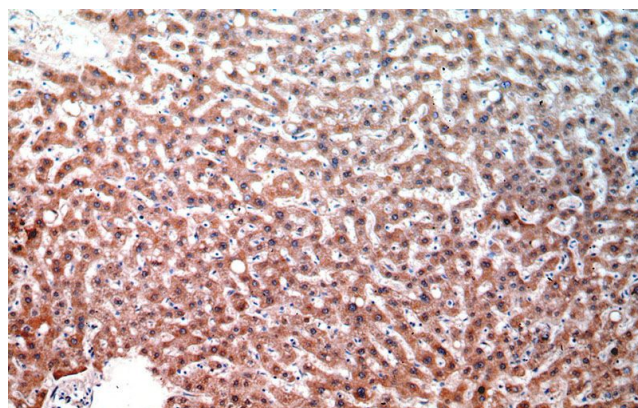
## Specificity

Human; other species not tested.

## Validations

## Antibody description

NEU4 Rabbit Polyclonal antibody. Positive WB detected in L02 cells. Positive IP detected in L02 cells. Positive IHC detected in human liver tissue. Observed molecular weight by Western-blot: 52-55 kDa



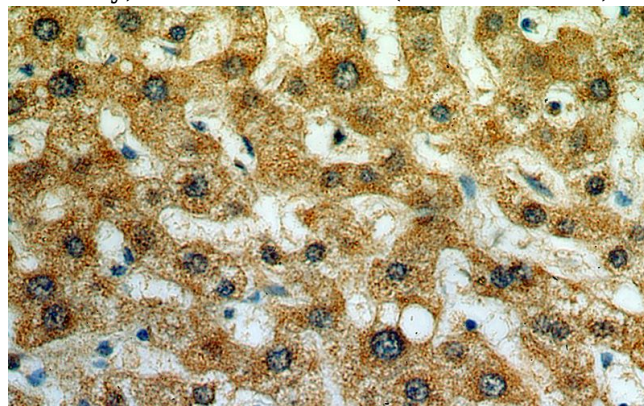
## Preparation

This antibody was obtained by immunization of NEU4 recombinant protein (Accession Number: NM\_080741). Purification method: Antigen affinity purified.

Immunohistochemical of paraffin-embedded human liver using Catalog No:113119(NEU4 antibody) at dilution of 1:50 (under 10x lens)

## Formulation

PBS with 0.1% sodium azide and 50% glycerol pH 7.3.



## Storage

Store at -20°C. DO NOT ALIQUOT

## Clonality

Polyclonal

Immunohistochemical of paraffin-embedded human liver using Catalog No:113119(NEU4 antibody) at dilution of 1:50 (under 40x lens)

## Ig Type

Rabbit IgG

## Applications

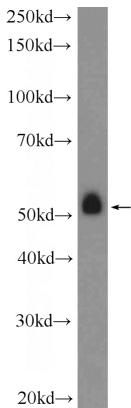
ELISA, IHC, WB, IP

## Dilutions


# NEU4 antibody



Catalog Number: 113119



L02 cells were subjected to SDS PAGE followed by western blot with Catalog No:113119(NEU4 Antibody) at dilution of 1:1000



IP Result of anti-NEU4 (IP:Catalog No:113119, 4ug; Detection:Catalog No:113119 1:500) with L02 cells lysate 1400ug.