

# PHKA2 antibody



Catalog Number: 113819

## Product name

PHKA2 antibody

## Specificity

Human, Mouse, Rat; other species not tested.

## Antibody description

PHKA2 Rabbit Polyclonal antibody. Positive IHC detected in human liver tissue. Positive WB detected in SMMC-7721 cells, HepG2 cells. Observed molecular weight by Western-blot: 138 kDa

## Preparation

This antibody was obtained by immunization of PHKA2 recombinant protein (Accession Number: NM\_000292). Purification method: Antigen affinity purified.

## Formulation

PBS with 0.1% sodium azide and 50% glycerol pH 7.3.

## Storage

Store at -20°C. DO NOT ALIQUOT

## Clonality

Polyclonal

## Ig Type

Rabbit IgG

## Applications

ELISA, WB, IHC

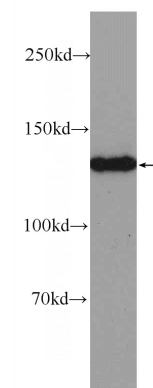
## Dilutions

Recommended Dilution:

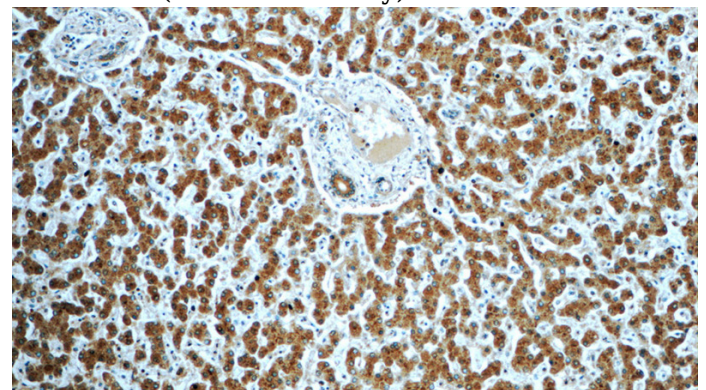
WB: 1:200-1:2000

IHC: 1:20-1:200

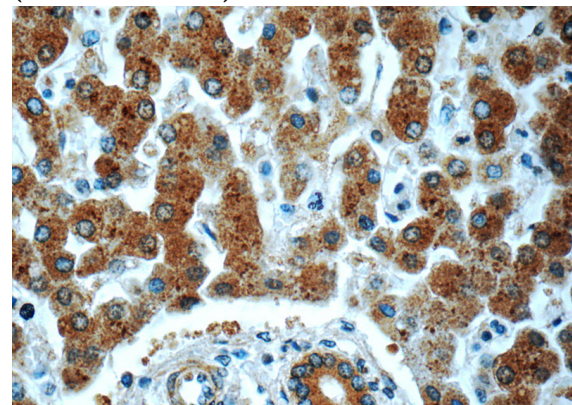
## Validations



SMMC-7721 cells were subjected to SDS PAGE followed by western blot with Catalog No:113819(PHKA2 Antibody) at dilution of 1:600



Immunohistochemistry of paraffin-embedded human liver tissue slide using Catalog No:113819(PHKA2 Antibody) at dilution of 1:50 (under 10x lens)



Immunohistochemistry of paraffin-embedded human liver tissue slide using Catalog No:113819(PHKA2 Antibody) at dilution of 1:50

# PHKA2 antibody



Catalog Number: 113819

---

(under 40x lens)