

GADD34 antibody



Catalog Number: 110819

Product name

GADD34 antibody

IHC: 1:20-1:200

IF: 1:20-1:200

Specificity

Human, Mouse, Rat; other species not tested.

Antibody description

GADD34 Rabbit Polyclonal antibody. Positive WB detected in K-562 cells, HeLa cells, HepG2 cells, Jurkat cells. Positive IHC detected in human pancreas cancer tissue, human colon cancer tissue. Positive IF detected in PC-3 cells. Observed molecular weight by Western-blot: 100 kDa

Preparation

This antibody was obtained by immunization of GADD34 recombinant protein (Accession Number: NM_014330). Purification method: Antigen affinity purified.

Formulation

PBS with 0.1% sodium azide and 50% glycerol pH 7.3.

Storage

Store at -20°C. DO NOT ALIQUOT

Clonality

Polyclonal

Ig Type

Rabbit IgG

Applications


ELISA, WB, IHC, IF

Dilutions

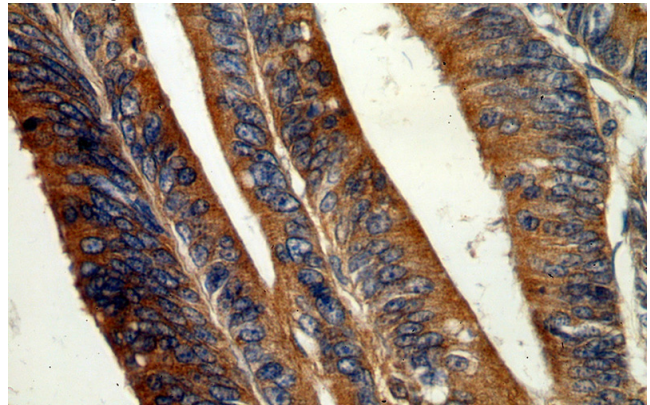
Recommended Dilution:

WB: 1:200-1:2000

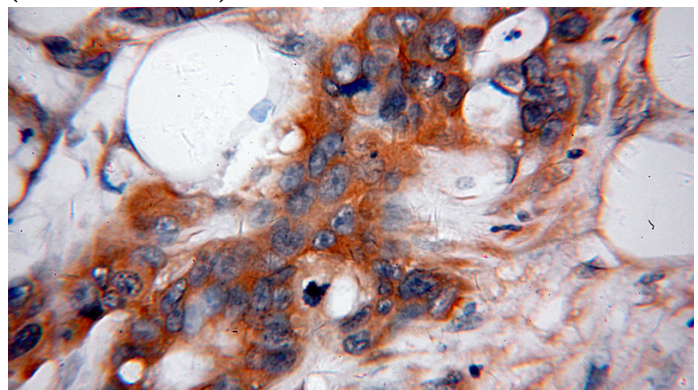
Validations



K-562 cells were subjected to SDS PAGE followed by western blot with Catalog No:110819(GADD34 antibody) at dilution of 1:600



Immunohistochemical of paraffin-embedded human colon cancer using Catalog No:110819(GADD34 antibody) at dilution of 1:100 (under 40x lens)



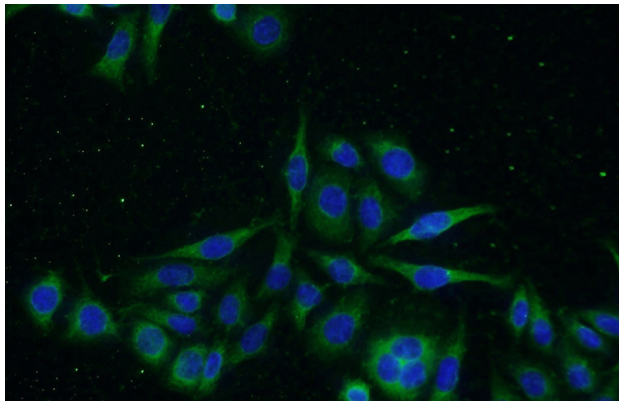
Immunohistochemical of paraffin-embedded

GADD34 antibody



Catalog Number: 110819

human pancreas cancer using Catalog
No:110819(GADD34 antibody) at dilution of 1:100
(under 40x lens)



Immunofluorescent analysis of PC-3 cells using
Catalog No:110819(GADD34 Antibody) at dilution
of 1:50 and Alexa Fluor 488-conjugated AffiniPure
Goat Anti-Rabbit IgG(H+L)