

Histone-H3 antibody



Catalog Number: 111409

Product name

Histone-H3 antibody

WB: 1:500-1:5000

IHC: 1:20-1:200

Specificity

Human, Mouse, Rat; other species not tested.

IF: 1:20-1:200

Antibody description

Histone-H3 Rabbit Polyclonal antibody. Positive IF detected in HEK-293 cells, HeLa cells. Positive IHC detected in human skin cancer tissue, human breast cancer tissue. Positive WB detected in MCF7 cells, HeLa cells, mouse brain tissue, mouse kidney tissue, mouse liver tissue. Observed molecular weight by Western-blot: 15-17kd

Preparation

This antibody was obtained by immunization of Histone-H3 recombinant protein (Accession Number: BC015544). Purification method: Antigen affinity purified.

Formulation

PBS with 0.1% sodium azide and 50% glycerol pH 7.3.

Storage

Store at -20°C. DO NOT ALIQUOT

Clonality

Polyclonal

Ig Type

Rabbit IgG


Applications

ELISA, WB, IHC, IF

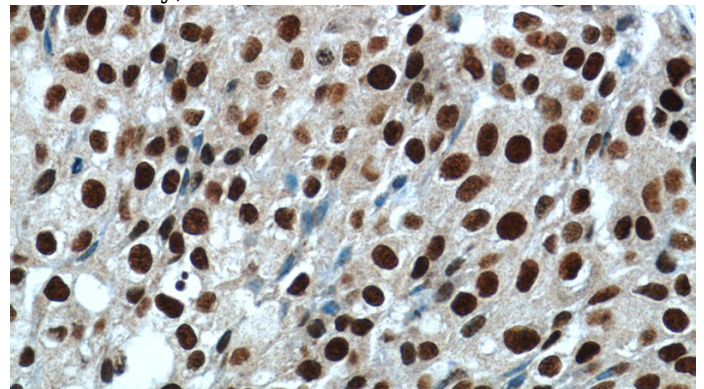
Dilutions

Recommended Dilution:

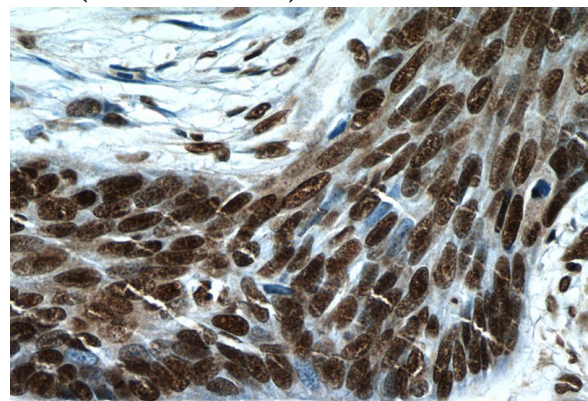
Validations



MCF7 cells were subjected to SDS PAGE followed by western blot with Catalog No:117326(Histone-H3 antibody) at dilution of 1:1000



Immunohistochemistry of paraffin-embedded human breast cancer tissue slide using Catalog No:117326(Histone-H3 Antibody) at dilution of 1:50 (under 40x lens)

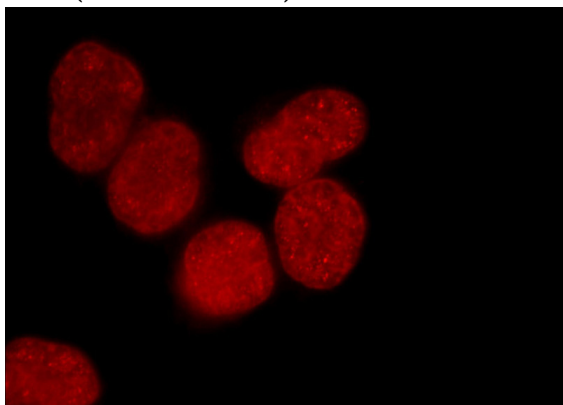


Histone-H3 antibody



Catalog Number: 111409

Immunohistochemistry of paraffin-embedded human skin cancer tissue slide using Catalog No:117326(Histone-H3 Antibody) at dilution of 1:50 (under 40x lens)



Immunofluorescent analysis of HEK-293 cells using Catalog No:117326(Histone-H3 Antibody) at dilution of 1:50 and Rhodamine-Goat anti-Rabbit IgG