

# GSTP1 antibody



Catalog Number: 111191

## Product name

GSTP1 antibody

Recommended Dilution:

WB: 1:500-1:5000

## Specificity

Human, Mouse, Rat; other species not tested.

IP: 1:200-1:2000


IHC: 1:20-1:200

## Antibody description

GSTP1 Rabbit Polyclonal antibody. Positive FC detected in HepG2 cells. Positive IF detected in HepG2 cells. Positive IHC detected in human skin tissue, human liver tissue. Positive WB detected in Jurkat cells, COLO 320 cells, human brain tissue, K-562 cells, mouse brain tissue, PC-3 cells, rat brain tissue. Positive IP detected in mouse brain tissue. Observed molecular weight by Western-blot: 23-28kd

IF: 1:20-1:200

## Validations



## Preparation

This antibody was obtained by immunization of GSTP1 recombinant protein (Accession Number: NM\_000852). Purification method: Antigen affinity purified.

Jurkat cells were subjected to SDS PAGE followed by western blot with Catalog No:111191(GSTP1 antibody) at dilution of 1:1000

## Formulation

PBS with 0.02% sodium azide and 50% glycerol pH 7.3.

## Storage

Store at -20°C. DO NOT ALIQUOT

## Clonality

Polyclonal


## Ig Type

Rabbit IgG

## Applications

ELISA, WB, IHC, IF, IP, FC

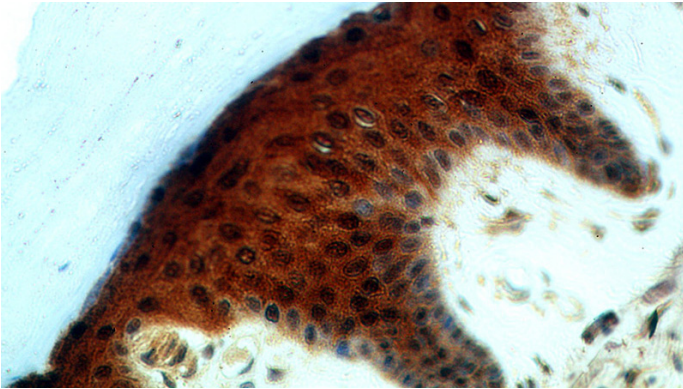
## Dilutions



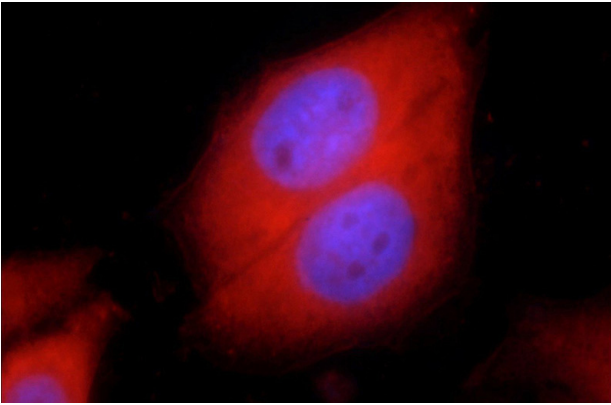
Immunohistochemical of paraffin-embedded human skin using Catalog No:111191(GSTP1 antibody) at dilution of 1:100 (under 10x lens)

# GSTP1 antibody

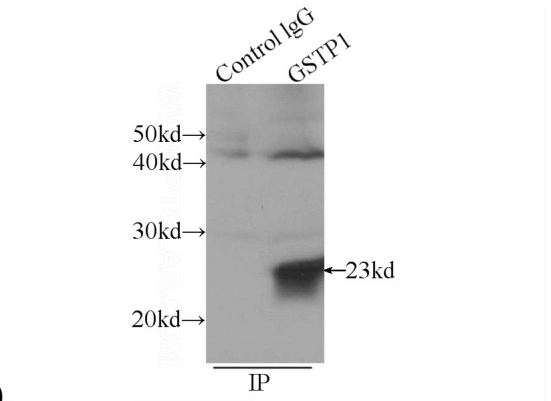
Catalog Number: 111191



Immunohistochemical of paraffin-embedded human skin using Catalog No:111191(GSTP1 antibody) at dilution of 1:100 (under 40x lens)

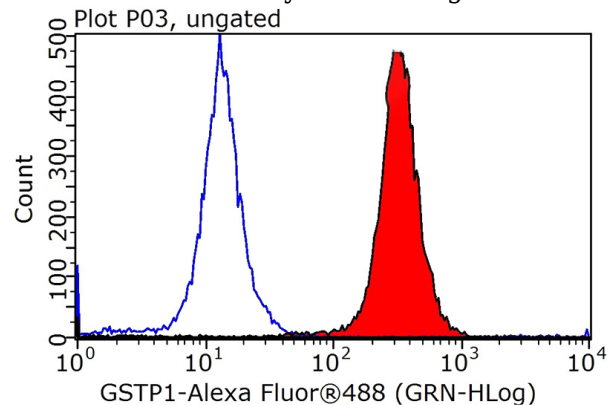


Immunofluorescent analysis of HepG2 cells using Catalog No:111191 (GSTP1 Antibody) at dilution of 1:50 and Rhodamine-labeled goat anti-rabbit



IgG (red).

IP Result of anti-GSTP1 (IP:Catalog No:111191, 3ug; Detection:Catalog No:111191 1:800) with mouse brain tissue lysate 4000ug.



1X10<sup>6</sup> HepG2 cells were stained with 0.2ug GSTP1 antibody (Catalog No:111191, red) and control antibody (blue). Fixed with 90% MeOH blocked with 3% BSA (30 min). Alexa Fluor 488-conjugated AffiniPure Goat Anti-Rabbit IgG(H+L) with dilution 1:1000.