

SMC4 antibody



Catalog Number: 115381

Product name

SMC4 antibody

Immunogen

[Human SMC4 Recombinant protein \(GST tag & His tag\)](#)

Specificity

Human; other species not tested.

Antibody description

SMC4 Rabbit Polyclonal antibody. Positive WB detected in MCF-7 cells, HEK-293 cells, Raji cells. Positive IF detected in HepG2 cells. Positive IHC detected in human testis tissue, human colon tissue. Observed molecular weight by Western-blot: 160 kDa

Preparation

This antibody was obtained by immunization of SMC4 recombinant protein (Accession Number: BC106033). Purification method: Antigen affinity purified.

Formulation

PBS with 0.1% sodium azide and 50% glycerol pH 7.3.

Storage

Store at -20°C. DO NOT ALIQUOT

Clonality

Polyclonal

Ig Type

Rabbit IgG

Applications

ELISA, IHC, IF, WB

Dilutions


Recommended Dilution:

WB: 1:1000-1:10000

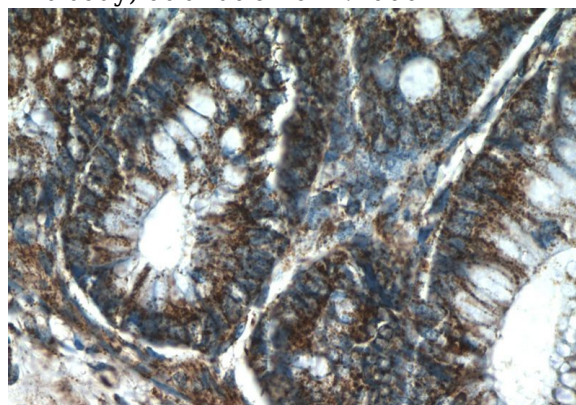
IHC: 1:20-1:200

IF: 1:20-1:200

Validations



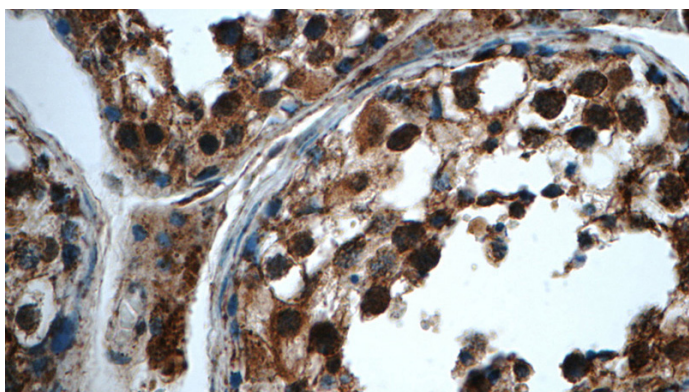
MCF-7 cells were subjected to SDS PAGE followed by western blot with Catalog No:115381(SMC4 Antibody) at dilution of 1:2000



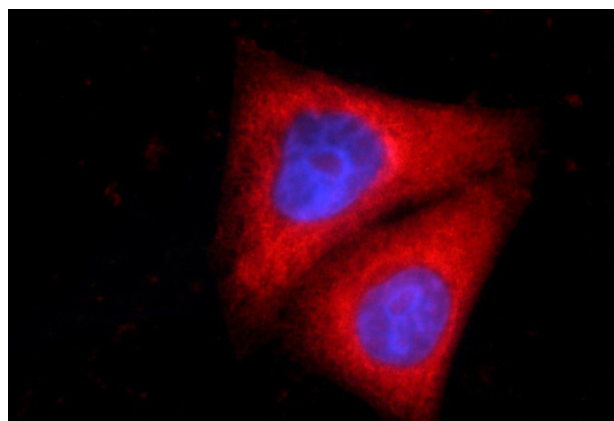
Immunohistochemistry of paraffin-embedded human colon tissue slide using Catalog No:115381(SMC4 Antibody) at dilution of 1:50 (under 40x lens)

SMC4 antibody

Catalog Number: 115381



Immunohistochemistry of paraffin-embedded human testis tissue slide using Catalog No:115381(SMC4 Antibody) at dilution of 1:50 (under 40x lens)



Immunofluorescent analysis of HepG2 cells using Catalog No:115381(SMC4 Antibody) at dilution of 1:50 and Rhodamine-Goat anti-Rabbit IgG