

Beta Arrestin 2 antibody



Catalog Number: 108481

Product name

Beta Arrestin 2 antibody

WB: 1:1000-1:10000

IP: 1:500-1:5000

Specificity

Human, Mouse; other species not tested.

IHC: 1:20-1:200

IF: 1:20-1:200

Antibody description

Beta Arrestin 2 Rabbit Polyclonal antibody. Positive IHC detected in human spleen tissue, human brain tissue. Positive IF detected in mouse Retina tissue. Positive IP detected in RAW 264.7 cells. Positive WB detected in RAW 264.7 cells, PC-12 cells. Observed molecular weight by Western-blot: 50 kDa

Validations

Preparation

This antibody was obtained by immunization of Beta Arrestin 2 recombinant protein (Accession Number: NM_004313). Purification method: Antigen affinity purified.

Formulation

PBS with 0.02% sodium azide and 50% glycerol pH 7.3.

Storage

Store at -20°C. DO NOT ALIQUOT

Clonality

Polyclonal

Ig Type

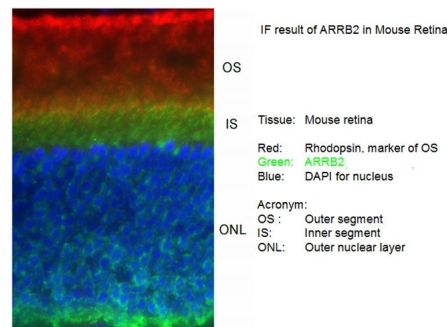
Rabbit IgG

Applications


ELISA, WB, IF, IP, IHC

Dilutions

Recommended Dilution:



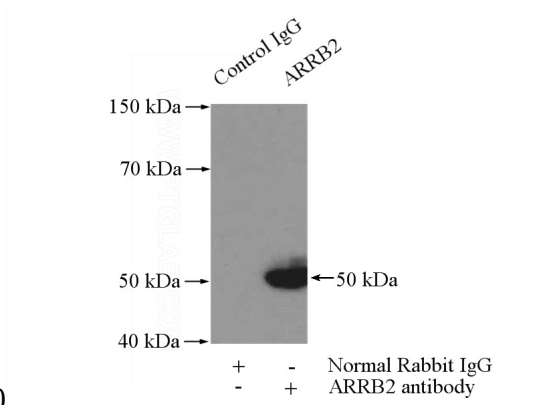
IF result of anti-ARRB2(Catalog No:117126) in Mouse Retina by Dr. Seongjin Seo. IS(Inner



RAW264.7 cells were subjected to SDS PAGE followed by western blot with Catalog No:117126(Beta Arrestin 2 antibody) at dilution of

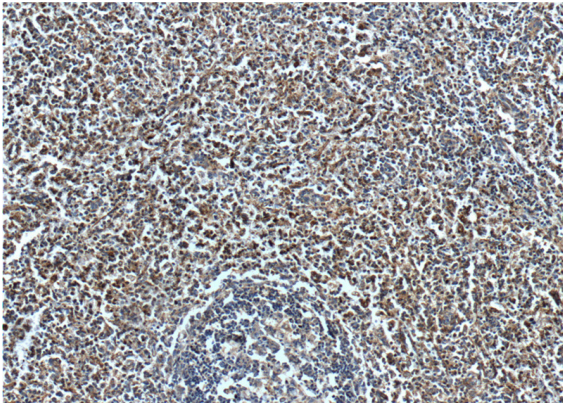
Beta Arrestin 2 antibody

Catalog Number: 108481

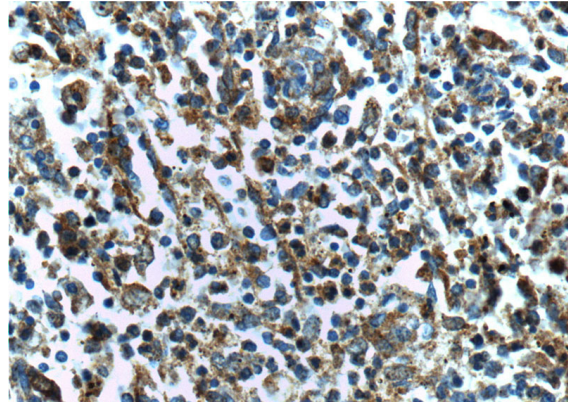


1:2000

IP Result of anti-Beta Arrestin 2 (IP:Catalog No:117126, 4ug; Detection:Catalog No:117126 1:1000) with RAW 264.7 cells lysate 4000ug.



Immunohistochemistry of paraffin-embedded human spleen tissue slide using Catalog No:117126(Beta Arrestin 2 Antibody) at dilution of 1:200 (under 10x lens).



Immunohistochemistry of paraffin-embedded human spleen tissue slide using Catalog No:117126(Beta Arrestin 2 Antibody) at dilution of 1:200 (under 40x lens).