

Anti-VPS4a Rabbit antibody



Catalog Number: 167081

Product name

Anti-VPS4a Rabbit antibody

Specificity

Human, Mouse, Rat

Antibody description

VPS4a Rabbit polyclonal antibody

Preparation

Antigen: A synthetic peptide of human VPS4a

Formulation

Supplied in 50nM Tris-Glycine(pH 7.4), 0.15M NaCl, 40%Glycerol, 0.01% sodium azide and 0.05% BSA.

Storage

Store at -20°C. Stable for 12 months from date of receipt.

Clonality

Polyclonal

Ig Type

Rabbit IgG

Applications

WB, IHC-P, ICC/IF, FC

Dilutions

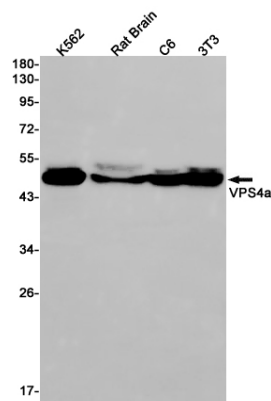
WB: 1/2000-1/10000

IHC: 1/500

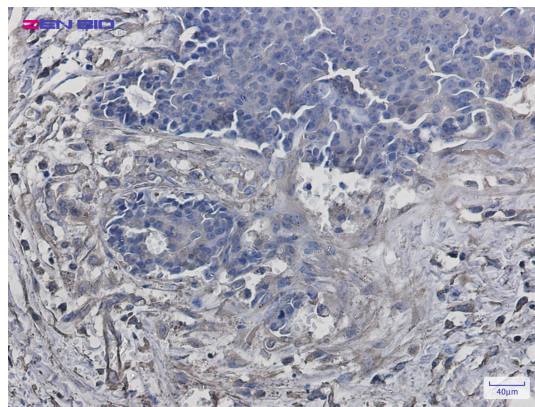
ICC/IF: 1/100

FC: 1/20

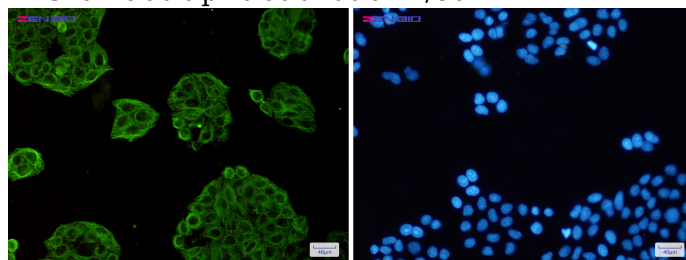
Validations



Western blot detection of VPS4a in K562,Rat Brain,C6,3T3 cell lysates using VPS4a Rabbit pAb(1:1000 diluted).Predicted band size:49kDa.Observed band size:49kDa.



Immunohistochemistry of VPS4a in paraffin-embedded Human breast cancer tissue using VPS4a Rabbit pAb at dilution 1/50



Immunocytochemistry of VPS4a(green) in HeLa cells using VPS4a Rabbit pAb at dilution 1/50, and DAPI(blue)