

UBAC1 antibody



Catalog Number: 116471

Product name

UBAC1 antibody

Immunogen

[Human UBAC1 Recombinant protein \(GST tag & His tag\)](#)

Specificity

Human, Mouse, Rat; other species not tested.

Antibody description

UBAC1 Rabbit Polyclonal antibody. Positive IHC detected in human heart tissue. Positive WB detected in human brain tissue, human heart tissue, mouse brain tissue, mouse heart tissue, rat liver tissue. Observed molecular weight by Western-blot: 46 kDa

Preparation

This antibody was obtained by immunization of UBAC1 recombinant protein (Accession Number: NM_016172). Purification method: Antigen affinity purified.

Formulation

PBS with 0.02% sodium azide and 50% glycerol pH 7.3.

Storage

Store at -20°C. DO NOT ALIQUOT

Clonality

Polyclonal

Ig Type

Rabbit IgG

Applications

ELISA, WB, IHC

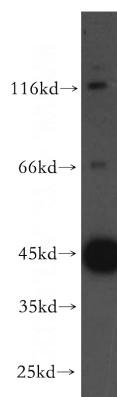
Dilutions

Recommended Dilution:

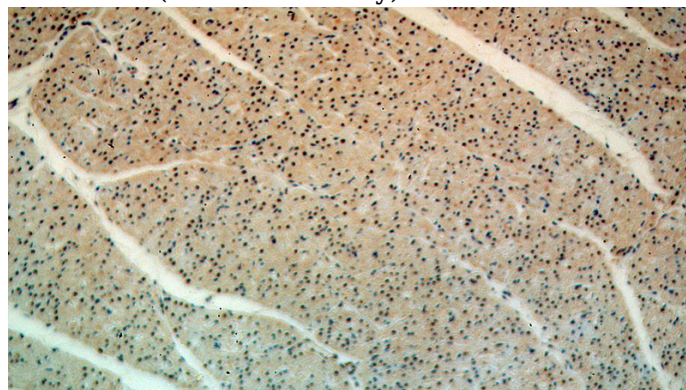
WB: 1:1000-1:10000

IHC: 1:20-1:200

Validations



human brain tissue were subjected to SDS PAGE followed by western blot with Catalog No:116471(UBAC1 antibody) at dilution of 1:500

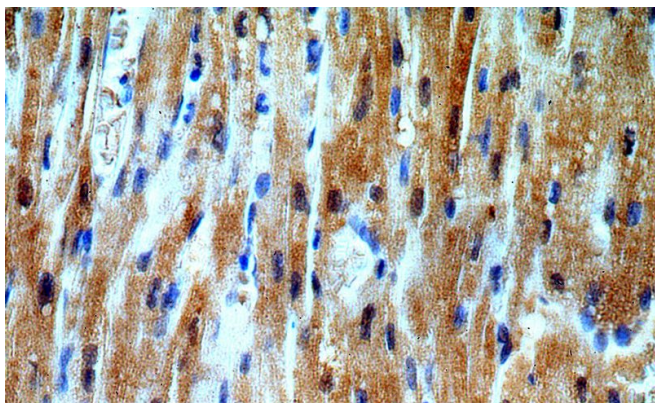


Immunohistochemical of paraffin-embedded human heart using Catalog No:116471(UBAC1 antibody) at dilution of 1:100 (under 10x lens)

UBAC1 antibody



Catalog Number: 116471



Immunohistochemical of paraffin-embedded human heart using Catalog No:116471(UBAC1 antibody) at dilution of 1:100 (under 40x lens)