

# CCNY antibody



Catalog Number: 109071

## Product name

CCNY antibody

IP: 1:200-1:2000

IF: 1:10-1:100

## Specificity

Human, Mouse, Rat; other species not tested.

## Antibody description

CCNY Rabbit Polyclonal antibody. Positive IF detected in HepG2 cells. Positive WB detected in K-562 cells, A549 cells. Positive IP detected in K-562 cells. Observed molecular weight by Western-blot: 33-39 kDa

## Preparation

This antibody was obtained by immunization of CCNY recombinant protein (Accession Number: XM\_011519358). Purification method: Antigen affinity purified.

## Formulation

PBS with 0.02% sodium azide and 50% glycerol pH 7.3.

## Storage

Store at -20°C. DO NOT ALIQUOT

## Clonality

Polyclonal

## Ig Type

Rabbit IgG

## Applications


ELISA, WB, IF, IP

## Dilutions

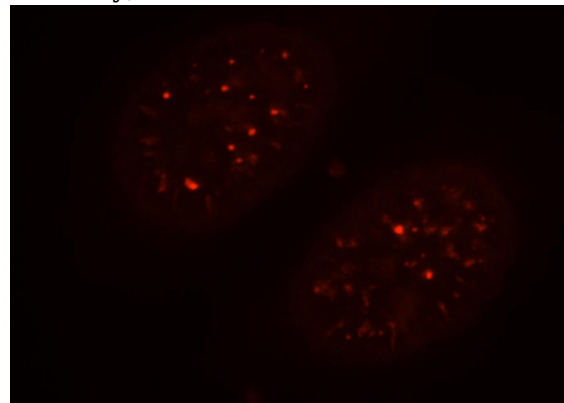
Recommended Dilution:

WB: 1:500-1:5000


## Validations



K-562 cells were subjected to SDS PAGE followed by western blot with Catalog No:109071(CCNY antibody) at dilution of 1:600



Immunofluorescent analysis of HepG2 cells, using CCNY antibody Catalog No:109071 at 1:25 dilution and Rhodamine-labeled goat anti-rabbit



IgG (red).

IP Result of anti-CCNY (IP:Catalog No:109071,

# CCNY antibody



Catalog Number: 109071

---

3ug; Detection:Catalog No:109071 1:600) with K-562 cells lysate 2400ug.