

# APOA1 antibody



Catalog Number: 107061

## Product name

APOA1 antibody

## Specificity

Human; other species not tested.

## Antibody description

APOA1 Mouse Monoclonal antibody. Positive WB detected in human plasma tissue. Positive IHC detected in human liver cancer tissue. Observed molecular weight by Western-blot: 26-28 kDa

## Preparation

This antibody was obtained by immunization of APOA1 recombinant protein (Accession Number: NM\_000039). Purification method: Protein A purified.

## Formulation

PBS with 0.02% sodium azide and 50% glycerol pH 7.3.

## Storage

Store at -20°C. DO NOT ALIQUOT

## Clonality

Monoclonal

## Ig Type

Mouse IgG2b

## Applications

ELISA, WB, IHC

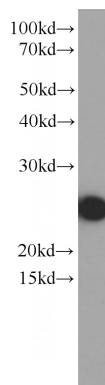
## Dilutions

Recommended Dilution:

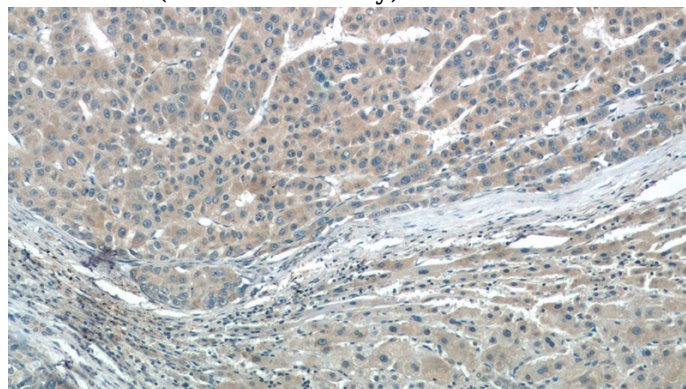
WB: 1:1000-1:10000

IHC: 1:20-1:200

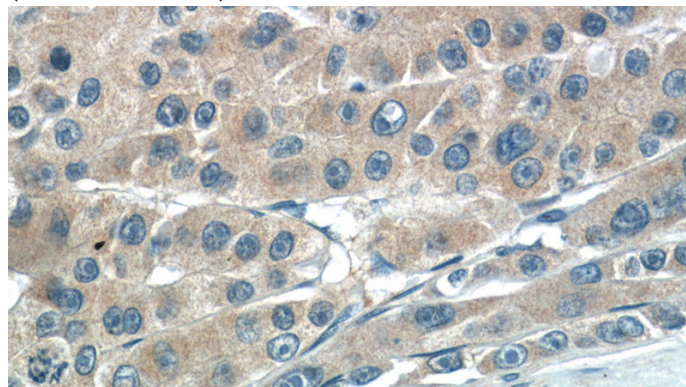
## Validations



human plasma tissue were subjected to SDS PAGE followed by western blot with Catalog No:107061(APOA1 Antibody) at dilution of 1:2000



Immunohistochemistry of paraffin-embedded human liver cancer tissue slide using Catalog No:107061(APOA1 Antibody) at dilution of 1:50 (under 10x lens)



Immunohistochemistry of paraffin-embedded human liver cancer tissue slide using Catalog No:107061(APOA1 Antibody) at dilution of 1:50 (under 40x lens)