

# FHL3 antibody



Catalog Number: 110651

## Product name

FHL3 antibody

Recommended Dilution:

WB: 1:200-1:2000

## Immunogen

IP: 1:200-1:2000

[Human FHL3 Recombinant protein \(GST tag & His tag\)](#)

IHC: 1:20-1:200


## Specificity

Human, Mouse, Rat; other species not tested.

## Validations

## Antibody description

FHL3 Rabbit Polyclonal antibody. Positive IHC detected in human ovary tumor tissue. Positive IP detected in K-562 cells. Positive WB detected in K-562 cells, mouse ovary tissue. Observed molecular weight by Western-blot: 34kd



## Preparation

This antibody was obtained by immunization of FHL3 recombinant protein (Accession Number: NM\_004468). Purification method: Antigen affinity purified.

K-562 cells were subjected to SDS PAGE followed by western blot with Catalog No:110651(FHL3 antibody) at dilution of 1:500

## Formulation

PBS with 0.1% sodium azide and 50% glycerol pH 7.3.

## Storage

Store at -20°C. DO NOT ALIQUOT

## Clonality

Polyclonal

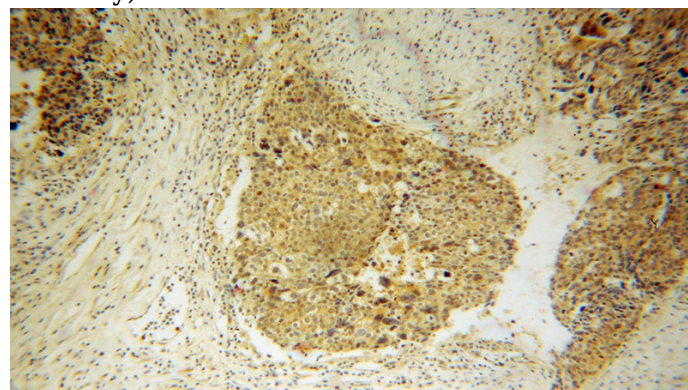
## Ig Type

Rabbit IgG

## Applications

ELISA, WB, IHC, IP

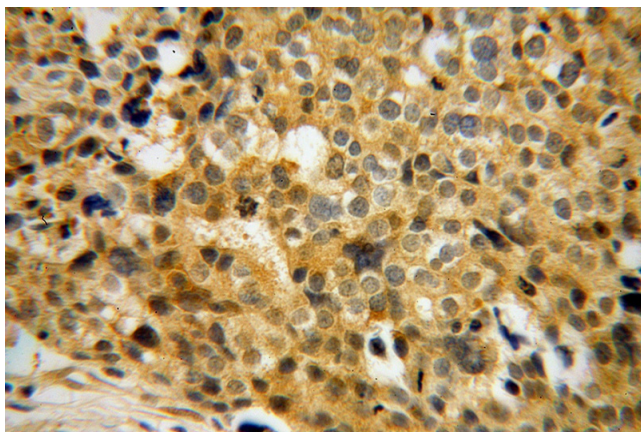
## Dilutions



Immunohistochemical of paraffin-embedded human ovary tumor using Catalog No:110651(FHL3 antibody) at dilution of 1:50 (under 10x lens)

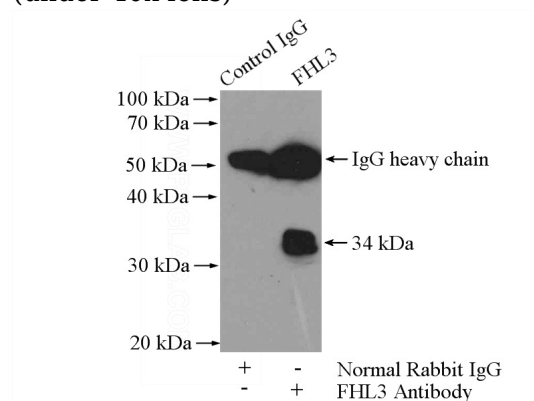
# FHL3 antibody

Catalog Number: 110651



Immunohistochemical of paraffin-embedded human ovary tumor using Catalog No:110651(FHL3 antibody) at dilution of 1:50

(under 40x lens)



IP Result of anti-FHL3 (IP:Catalog No:110651, 4ug; Detection:Catalog No:110651 1:500) with K-562 cells lysate 1200ug.