

TNNI1 antibody



Catalog Number: 116151

Product name

TNNI1 antibody

Recommended Dilution:

WB: 1:500-1:5000

Immunogen

[Human TNNI1 Recombinant protein \(GST tag & His tag\)](#)

IHC: 1:20-1:200

Specificity

Human, Mouse, Rat; other species not tested.

Antibody description

TNNI1 Rabbit Polyclonal antibody. Positive WB detected in mouse skeletal muscle tissue. Positive IHC detected in human skeletal muscle tissue, human heart tissue. Observed molecular weight by Western-blot: 25kd

Preparation

This antibody was obtained by immunization of TNNI1 recombinant protein (Accession Number: NM_003281). Purification method: Antigen affinity purified.

Formulation

PBS with 0.02% sodium azide and 50% glycerol pH 7.3.

Storage

Store at -20°C. DO NOT ALIQUOT

Clonality

Polyclonal

Ig Type


Rabbit IgG

Applications

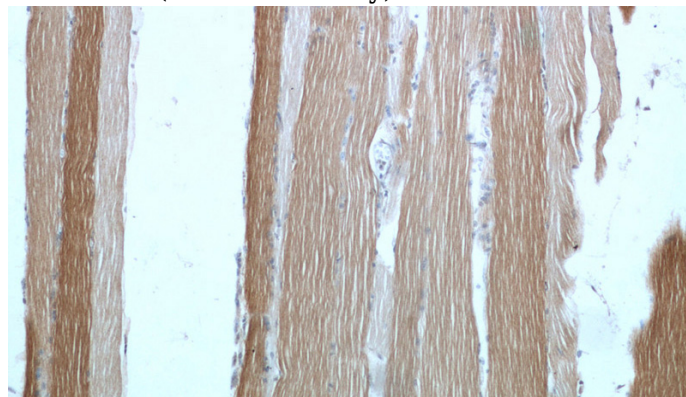
ELISA, WB, IHC

Dilutions

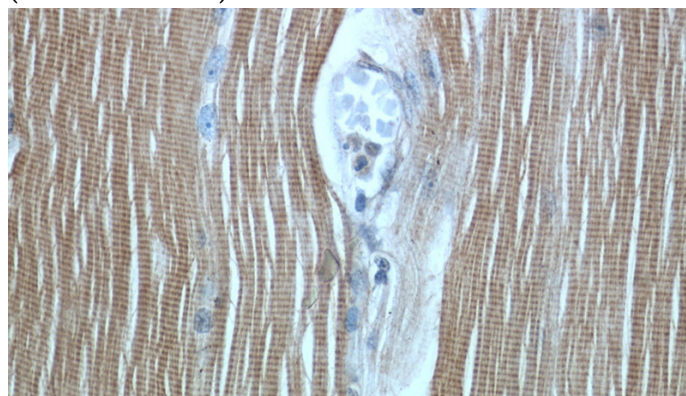
Validations



mouse skeletal muscle tissue were subjected to SDS PAGE followed by western blot with Catalog No:116151(TNNI1 antibody) at dilution of 1:1000



Immunohistochemical of paraffin-embedded human skeletal muscle using Catalog No:116151(TNNI1 antibody) at dilution of 1:50 (under 10x lens)



TNNI1 antibody



Catalog Number: 116151

Immunohistochemical of paraffin-embedded
human skeletal muscle using Catalog

No:116151(TNNI1 antibody) at dilution of 1:50
(under 40x lens)