

WBSCR17 antibody



Catalog Number: 116851

Product name

WBSCR17 antibody

Specificity

Human, Mouse, Rat; other species not tested.

Antibody description

WBSCR17 Rabbit Polyclonal antibody. Positive WB detected in mouse lung tissue, A549 cells, human brain tissue. Positive IHC detected in human brain tissue, human heart tissue. Observed molecular weight by Western-blot: 68kd

Preparation

This antibody was obtained by immunization of WBSCR17 recombinant protein (Accession Number: NM_022479). Purification method: Antigen affinity purified.

Formulation

PBS with 0.02% sodium azide and 50% glycerol pH 7.3.

Storage

Store at -20°C. DO NOT ALIQUOT

Clonality

Polyclonal

Ig Type

Rabbit IgG

Applications

ELISA, WB, IHC


Dilutions

Recommended Dilution:

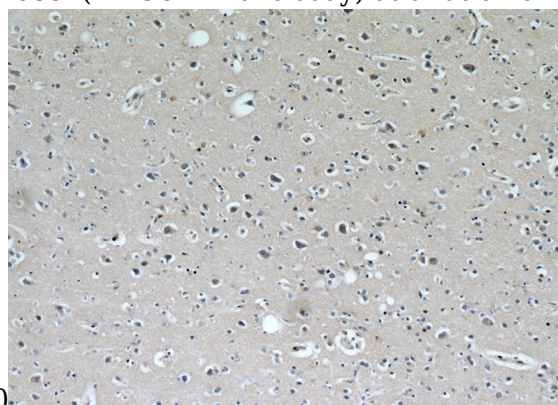
WB: 1:500-1:5000

IHC: 1:20-1:200

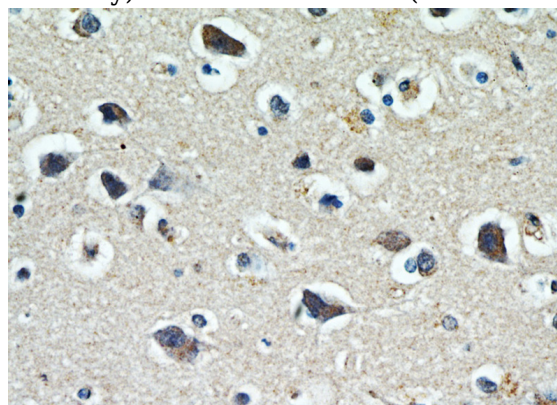
Validations



mouse lung tissue were subjected to SDS PAGE followed by western blot with Catalog No:116851(WBSCR17 antibody) at dilution of



Immunohistochemical of paraffin-embedded human brain using Catalog No:116851(WBSCR17 antibody) at dilution of 1:100 (under 10x lens)



Immunohistochemical of paraffin-embedded human brain using Catalog No:116851(WBSCR17 antibody) at dilution of 1:100 (under 40x lens)