

NF200 antibody



Catalog Number: 107331

Product name

NF200 antibody

IHC: 1:20-1:200

IF: 1:20-1:200

Specificity

Human, Pig; other species not tested.

Antibody description

NF200 Mouse Monoclonal antibody. Positive IF detected in SH-SY5Y cells. Positive IHC detected in human brain tissue. Positive WB detected in pig brain tissue. Observed molecular weight by Western-blot: 200 kDa

Preparation

This antibody was obtained by immunization of NF200 recombinant protein (Accession Number: BC014185). Purification method: Protein A purified.

Formulation

PBS with 0.02% sodium azide and 50% glycerol pH 7.3.

Storage

Store at -20°C. DO NOT ALIQUOT

Clonality

Monoclonal

Ig Type

Mouse IgG2a

Applications


ELISA, WB, IF, IHC

Dilutions

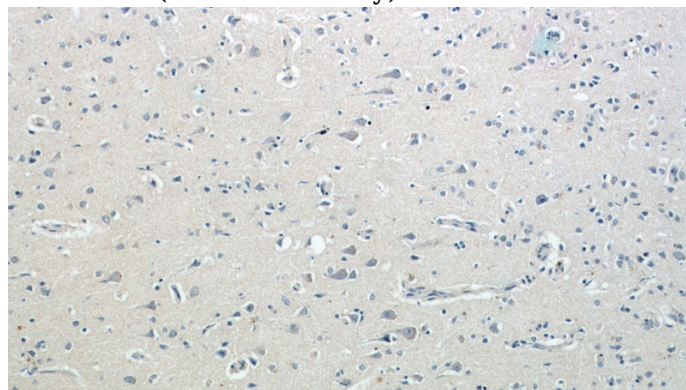
Recommended Dilution:

WB: 1:1000-1:10000

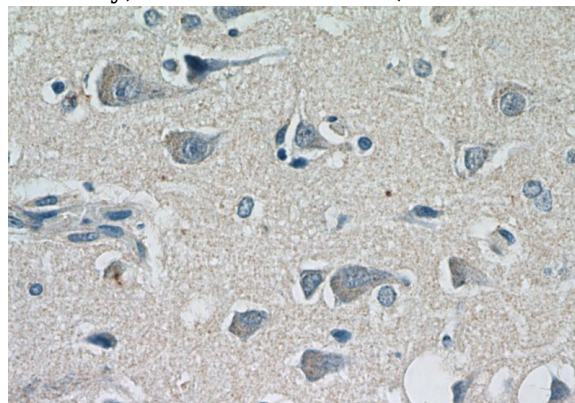
Validations



pig brain tissue were subjected to SDS PAGE followed by western blot with Catalog No:107331(NF200 Antibody) at dilution of 1:4000



Immunohistochemical of paraffin-embedded human brain using Catalog No:107331(NF200 antibody) at dilution of 1:50 (under 10x lens)



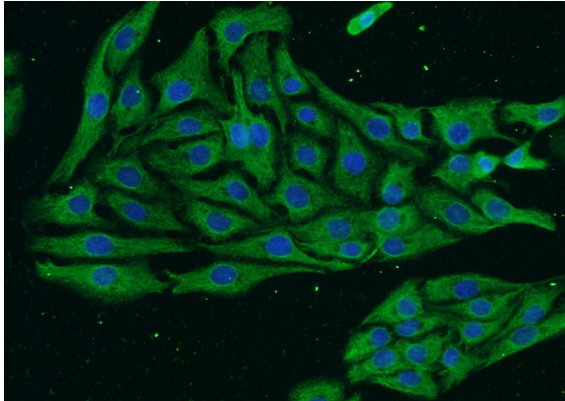
Immunohistochemical of paraffin-embedded human brain using Catalog No:107331(NF200

NF200 antibody



Catalog Number: 107331

antibody) at dilution of 1:50 (under 40x lens)



Immunofluorescent analysis of SH-SY5Y cells using Catalog No:107331(NF200 Antibody) at dilution of 1:50 and Alexa Fluor 488-conjugated AffiniPure Goat Anti-Mouse IgG(H+L)