

# FGF13 antibody



Catalog Number: 110631

## Product name

FGF13 antibody

## Immunogen

[Human FGF13 Recombinant protein \(GST tag & His tag\)](#)

## Specificity

Human, Mouse, Rat; other species not tested.

## Antibody description

FGF13 Rabbit Polyclonal antibody. Positive WB detected in Transfected HEK-293 cells. Positive IHC detected in human brain tissue, human osteosarcoma tissue. Observed molecular weight by Western-blot: 28-30 kDa

## Preparation

This antibody was obtained by immunization of FGF13 recombinant protein (Accession Number: NM\_004114). Purification method: Antigen affinity purified.

## Formulation

PBS with 0.02% sodium azide and 50% glycerol pH 7.3.

## Storage

Store at -20°C. DO NOT ALIQUOT

## Clonality

Polyclonal

## Ig Type

Rabbit IgG

## Applications

ELISA, IHC, WB

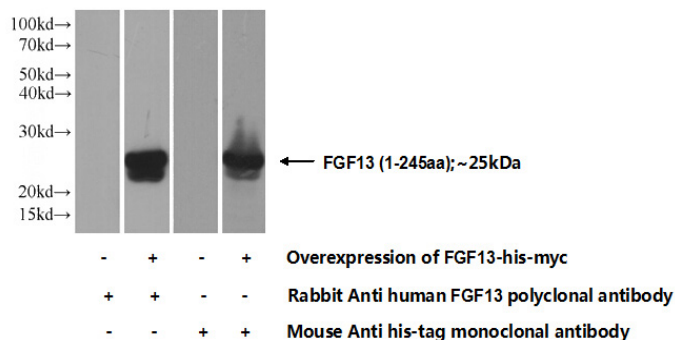
## Dilutions

Recommended Dilution:

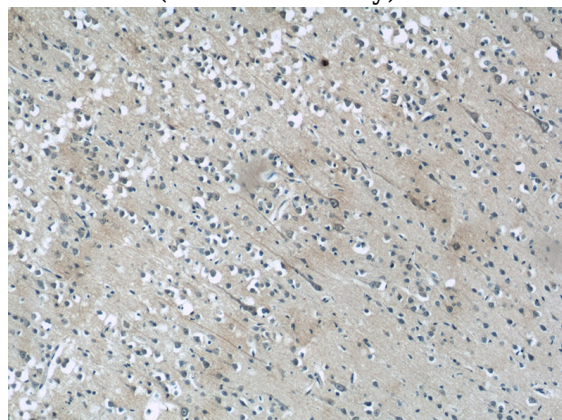
WB: 1:500-1:5000

IHC: 1:20-1:200

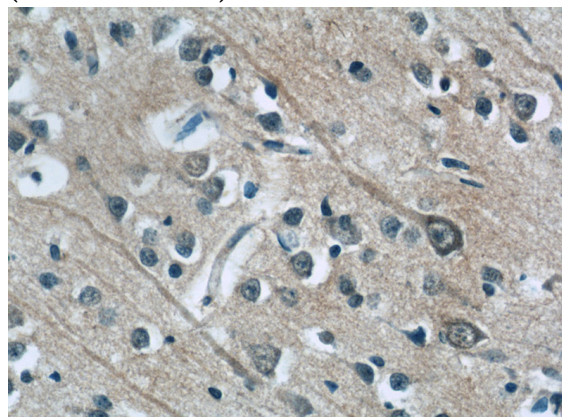
## Validations



Transfected HEK-293 cells were subjected to SDS PAGE followed by western blot with Catalog No:110631(FGF13 Antibody) at dilution of 1:1000



Immunohistochemistry of paraffin-embedded human brain tissue slide using Catalog No:110631(FGF13 Antibody) at dilution of 1:50 (under 10x lens)



# FGF13 antibody



Catalog Number: 110631

---

Immunohistochemistry of paraffin-embedded human brain tissue slide using Catalog

No:110631(FGF13 Antibody) at dilution of 1:50 (under 40x lens)