

NSUN2 Polyclonal Antibody

Catalog Number: 164121

Product name

NSUN2 Polyclonal Antibody

Specificity

Human, Mouse, Rat

Antibody description

Polyclonal antibody to NSUN2

Preparation

Antigen: Recombinant fusion protein containing a sequence corresponding to amino acids 508-767 of human NSUN2 (NP_060225.4).

Formulation

PBS with 0.02% sodium azide, 50% glycerol, pH7.3.

Storage

Store at -20°C. Avoid freeze / thaw cycles.

Clonality

Polyclonal

Ig Type

Rabbit IgG

Applications

WB, IHC, IF

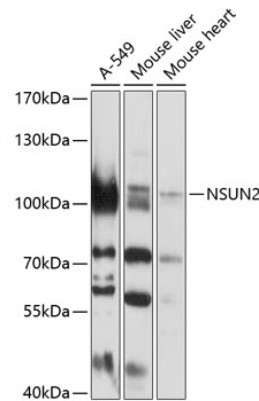
Dilutions

WB 1:500 - 1:2000

IHC 1:50 - 1:200

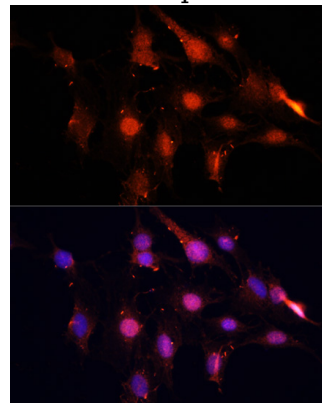
IF 1:50 - 1:200

Validations



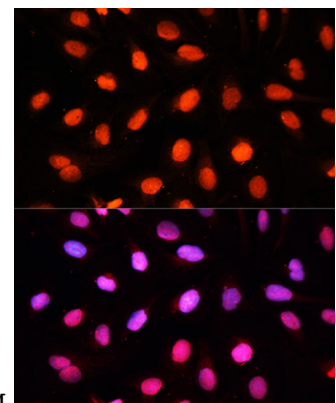
Western blot - NSUN2 Polyclonal Antibody

Western blot analysis of extracts of various cell lines, using NSUN2 antibody at 1:1000 dilution. Secondary antibody: HRP Goat Anti-Rabbit IgG (H+L) at 1:10000 dilution. Lysates/proteins: 25ug per lane. Blocking buffer: 3% nonfat dry milk in TBST. Detection: ECL Basic Kit. Exposure time: 10s.



Immunofluorescence - NSUN2 Polyclonal Antibody

Immunofluorescence analysis of C6 cells using NSUN2 antibody at dilution of 1:100. Blue: DAPI



for nuclear staining.

NSUN2 Polyclonal Antibody



Catalog Number: 164121

Immunofluorescence - NSUN2 Polyclonal Antibody NSUN2 antibody at dilution of 1:100. Blue: DAPI
Immunofluorescence analysis of U2OS cells using for nuclear staining.