

TMEM190 antibody



Catalog Number: 116111

Product name

TMEM190 antibody

WB: 1:200-1:2000

IHC: 1:20-1:200

Immunogen

[Human TMEM190 Recombinant protein \(His tag\)](#)

Specificity

Human; other species not tested.

Antibody description

TMEM190 Rabbit Polyclonal antibody. Positive WB detected in Transfected HEK-293 cells. Positive IHC detected in human colon cancer tissue, human liver cancer tissue.

Preparation

This antibody was obtained by immunization of TMEM190 recombinant protein (Accession Number: NM_139172). Purification method: Antigen affinity purified.

Formulation

PBS with 0.1% sodium azide and 50% glycerol pH 7.3.

Storage

Store at -20°C. DO NOT ALIQUOT

Clonality

Polyclonal

Ig Type

Rabbit IgG


Applications

ELISA, IHC, WB

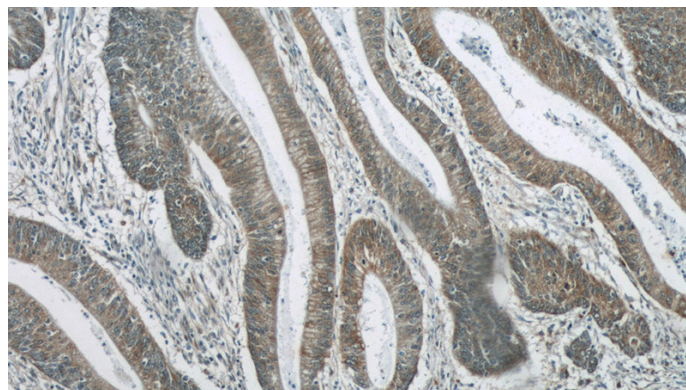
Dilutions

Recommended Dilution:

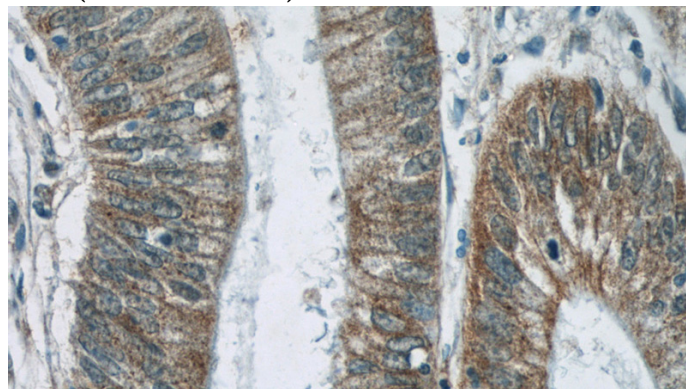
Validations



Transfected HEK-293 cells were subjected to SDS PAGE followed by western blot with Catalog No:116111(TMEM190 Antibody) at dilution of 1:700



Immunohistochemistry of paraffin-embedded human colon cancer tissue slide using Catalog No:116111(TMEM190 Antibody) at dilution of 1:50 (under 10x lens)



Immunohistochemistry of paraffin-embedded human colon cancer tissue slide using Catalog No:116111(TMEM190 Antibody) at dilution of

TMEM190 antibody



Catalog Number: 116111

1:50 (under 40x lens)