

HSPA4 antibody



Catalog Number: 111698

Product name

HSPA4 antibody

Immunogen

[Human HSPA4 Recombinant protein \(GST tag & His tag\)](#)

Specificity

Human, Mouse, Rat, Monkey; other species not tested.

Antibody description

HSPA4 Rabbit Polyclonal antibody. Positive IHC detected in human colon cancer tissue, human breast cancer tissue, human pancreas cancer tissue. Positive IF detected in HepG2 cells. Positive IP detected in mouse brain tissue. Positive WB detected in L02 cells, A375 cells, HEK-293 cells, K-562 cells, mouse brain tissue, mouse kidney tissue, mouse liver tissue, mouse lung tissue, mouse ovary tissue, mouse testis tissue, NIH/3T3 cells, rat brain tissue. Observed molecular weight by Western-blot: 110-120kd

Preparation

This antibody was obtained by immunization of HSPA4 recombinant protein (Accession Number: NM_002154). Purification method: Antigen affinity purified.

Formulation

PBS with 0.02% sodium azide and 50% glycerol pH 7.3.

Storage

Store at -20°C. DO NOT ALIQUOT

Clonality

Polyclonal

Ig Type

Rabbit IgG

Applications

ELISA, WB, IHC, IF, IP

Dilutions

Recommended Dilution:


WB: 1:500-1:5000

IP: 1:500-1:5000

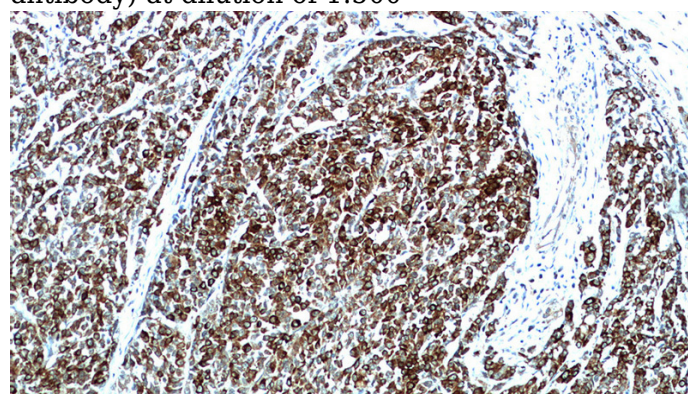
IHC: 1:20-1:200

IF: 1:10-1:100

Validations



L02 cells were subjected to SDS PAGE followed by western blot with Catalog No:111698(HSPA4 antibody) at dilution of 1:500

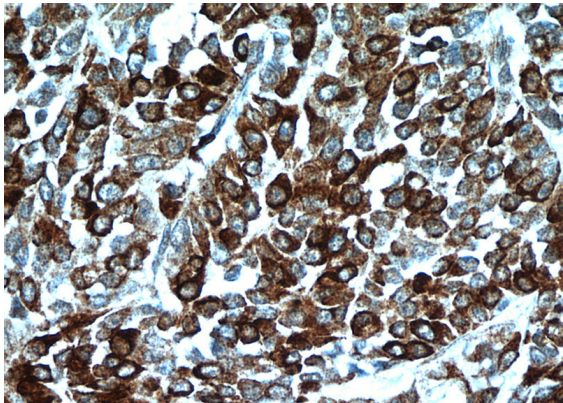


Immunohistochemical of paraffin-embedded human colon cancer using Catalog No:111698(HSPA4 antibody) at dilution of 1:100

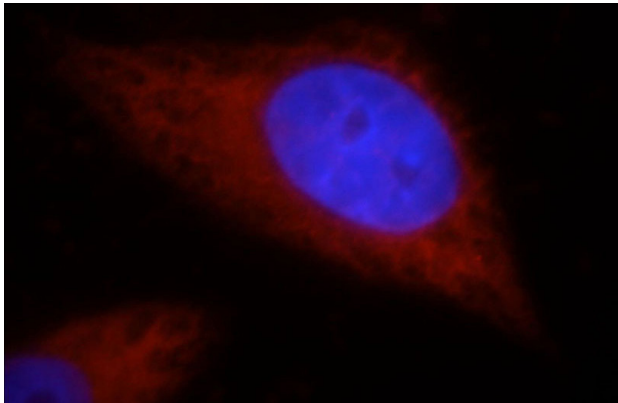
HSPA4 antibody

Catalog Number: 111698

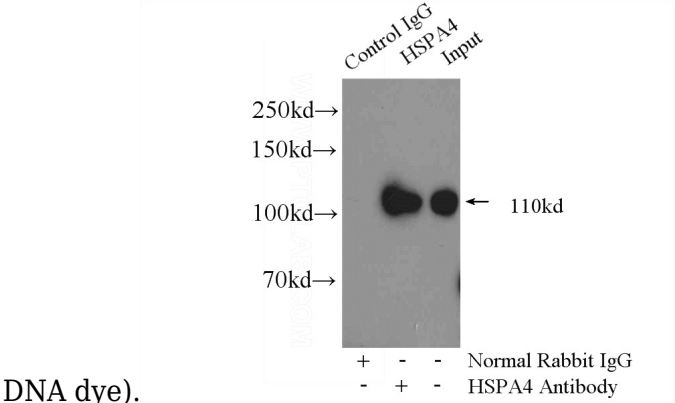
(under 10x lens)



Immunohistochemical of paraffin-embedded human colon cancer using Catalog No:111698(HSPA4 antibody) at dilution of 1:100 (under 40x lens)



Immunofluorescent analysis of HepG2 cells, using HSPA4 antibody Catalog No:111698 at 1:25 dilution and Rhodamine-labeled goat anti-rabbit IgG (red). Blue pseudocolor = DAPI (fluorescent



DNA dye).

IP Result of anti-HSPA4 (IP:Catalog No:111698, 4ug; Detection:Catalog No:111698 1:1000) with mouse brain tissue lysate 4000ug.