

TRIM14 antibody



Catalog Number: 116298

Product name

TRIM14 antibody

IF: 1:10-1:100

Specificity

human; other species not tested.

Antibody description

TRIM14 Rabbit Polyclonal antibody. Positive WB detected in L02 cells. Positive IF detected in Hela. Positive IHC detected in human liver. Observed molecular weight by Western-blot: 47 kDa

Preparation

This antibody was obtained by immunization of TRIM14 recombinant protein (Accession Number: XM_047424162). Purification method: Antigen affinity purified.

Formulation

PBS with 0.02% sodium azide and 50% glycerol pH 7.3.

Storage

Store at -20°C. DO NOT ALIQUOT

Clonality

Polyclonal

Ig Type

Rabbit IgG

Applications

ELISA, WB, IHC, IF


Dilutions

Recommended Dilution:

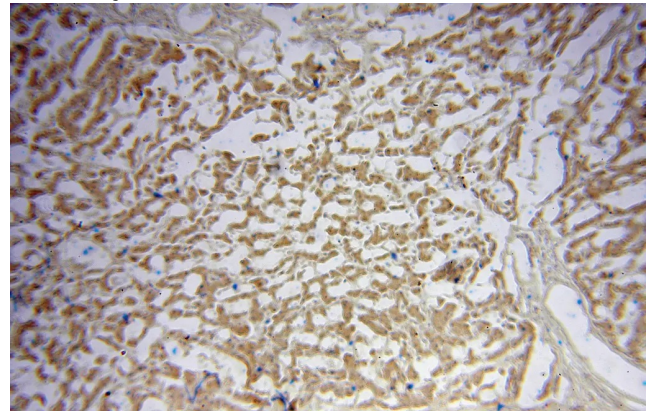
WB: 1:500-1:5000

IHC: 1:20-1:200

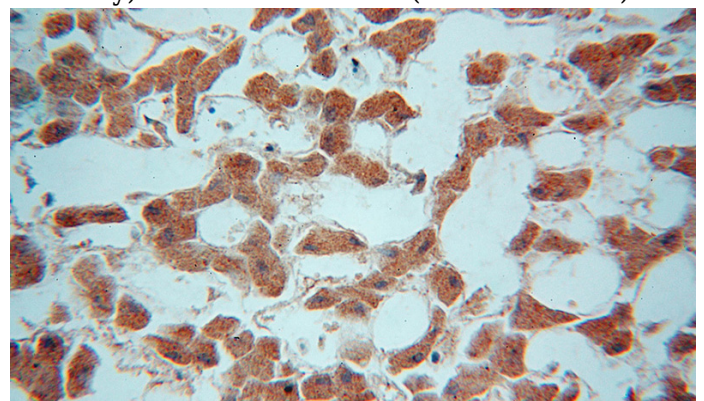
Validations



L02 cells were subjected to SDS PAGE followed by western blot with Catalog No:116298(TRIM14 antibody) at dilution of 1:1000



Immunohistochemical of paraffin-embedded human liver using Catalog No:116298(TRIM14 antibody) at dilution of 1:100 (under 10x lens)

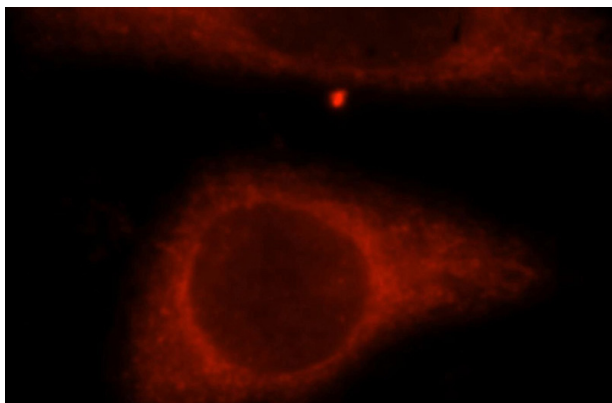


Immunohistochemical of paraffin-embedded human liver using Catalog No:116298(TRIM14 antibody) at dilution of 1:100 (under 40x lens)

TRIM14 antibody



Catalog Number: 116298



Immunofluorescent analysis of HeLa cells, using TRIM14 antibody Catalog No:116298 at 1:25 dilution and Rhodamine-labeled goat anti-rabbit IgG (red).