

ZNF497 antibody



Catalog Number: 116998

Product name

ZNF497 antibody

Recommended Dilution:

WB: 1:200-1:2000

Immunogen

[Human ZNF497 Recombinant protein \(GST tag & His tag\)](#)

IHC: 1:20-1:200

Specificity

Human, Mouse; other species not tested.

Antibody description

ZNF497 Rabbit Polyclonal antibody. Positive IHC detected in human kidney tissue, human testis tissue. Positive WB detected in mouse testis tissue. Observed molecular weight by Western-blot: 61-65 kDa

Preparation

This antibody was obtained by immunization of ZNF497 recombinant protein (Accession Number: NM_001207009). Purification method: Antigen affinity purified.

Formulation

PBS with 0.1% sodium azide and 50% glycerol pH 7.3.

Storage

Store at -20°C. DO NOT ALIQUOT

Clonality

Polyclonal

Ig Type

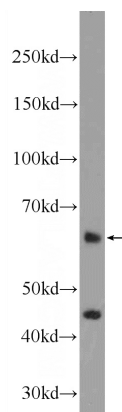
Rabbit IgG

Applications

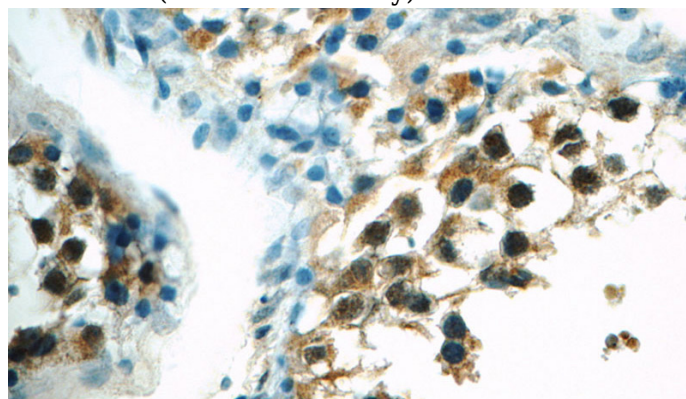
ELISA, IHC, WB

Dilutions

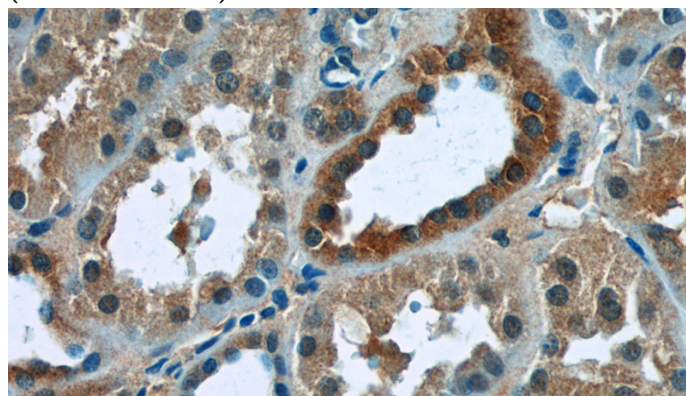
Validations



mouse testis tissue were subjected to SDS PAGE followed by western blot with Catalog No:116998(ZNF497 Antibody) at dilution of 1:600



Immunohistochemistry of paraffin-embedded human testis tissue slide using Catalog No:116998(ZNF497 Antibody) at dilution of 1:50 (under 40x lens)



ZNF497 antibody



Catalog Number: 116998

Immunohistochemistry of paraffin-embedded human kidney tissue slide using Catalog

No:116998(ZNF497 Antibody) at dilution of 1:50 (under 40x lens)