

Anti-ASS1 (6C8) Mouse antibody



Catalog Number: 168498

Product name

Anti-ASS1 (6C8) Mouse antibody

Specificity

Human, Mouse, Monkey

Antibody description

ASS1 (6C8) Mouse monoclonal antibody

Preparation

Antigen: Purified recombinant fragment of human ASS1 expressed in E. Coli.

Formulation

Purified antibody in PBS with 0.05% sodium azide

Storage

Store at 4°C short term. Store at -20°C long term. Avoid freeze / thaw cycle.

Clonality

Monoclonal

Ig Type

Mouse IgG1

Applications

WB, IHC-P

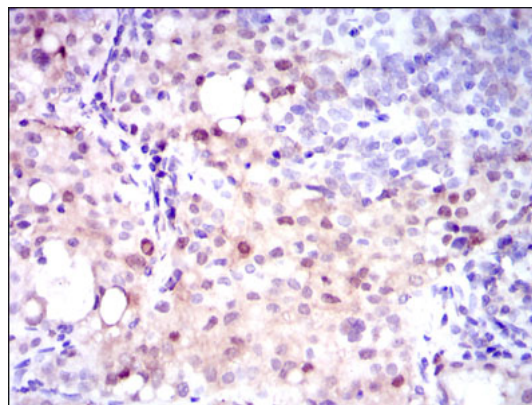
Dilutions

WB: 1/500 - 1/2000

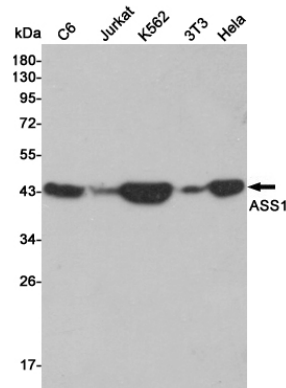
IHC: 1/200 - 1/1000

ELISA: 1/10000

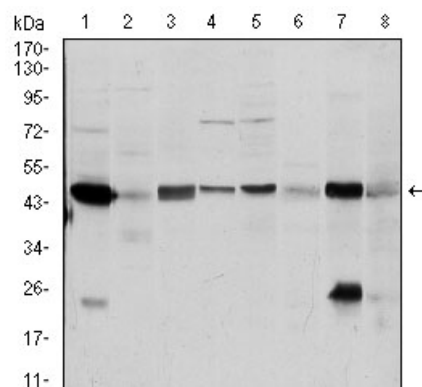
Validations



Immunohistochemical analysis of paraffin-embedded cervical cancer tissues using ASS1 mouse mAb with DAB staining.



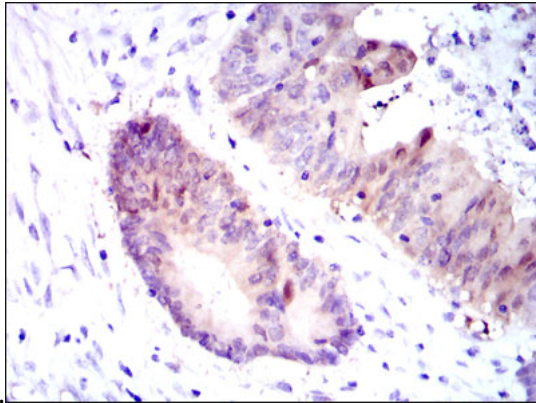
Western blot detection of ASS1 in C6, Jurkat, K562, 3T3 and HeLa cell lysates using ASS1 mouse mAb (1:3000 diluted). Predicted band size: 47 kDa. Observed band size: 47 kDa.



Western blot analysis using ASS1 mouse mAb against A431 (1), RAJI (2), MOLT4 (3), Jurkat (4), A549 (5), NIH/3T3 (6), PC-12 (7) and Cos7 (8) cell

Anti-ASS1 (6C8) Mouse antibody

Catalog Number: 168498



Immunohistochemical analysis of paraffin-embedded colon cancer tissues using ASS1 mouse mAb with DAB staining.

lysate.