

# CCR7 antibody



Catalog Number: 109078

## Product name

CCR7 antibody

## Specificity

Human; other species not tested.

## Antibody description

CCR7 Rabbit Polyclonal antibody. Positive FC detected in K-562 cells. Positive IHC detected in human tonsillitis tissue.

## Preparation

This antibody was obtained by immunization of Peptide (Accession Number: NM\_001838).  
Purification method: Antigen affinity purified.

## Formulation

PBS with 0.02% sodium azide and 50% glycerol  
pH 7.3.

## Storage

Store at -20°C. DO NOT ALIQUOT

## Clonality

Polyclonal

## Ig Type

Rabbit IgG

## Applications


ELISA, IHC, FC

## Dilutions

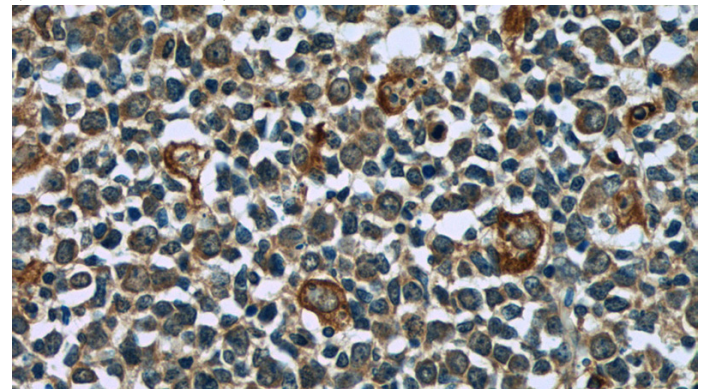
Recommended Dilution:

IHC: 1:20-1:200

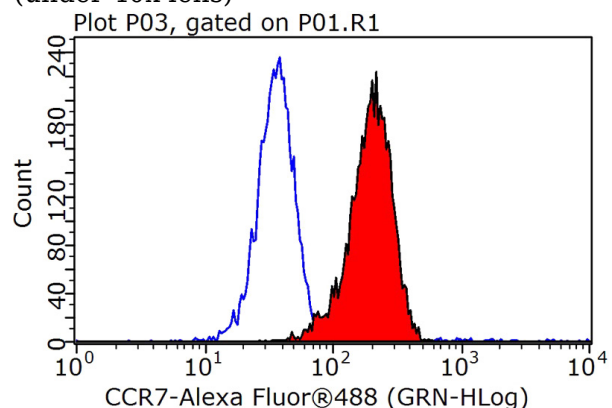
## Validations



Immunohistochemistry of paraffin-embedded human tonsillitis tissue slide using Catalog No:109078(CCR7 Antibody) at dilution of 1:50 (under 10x lens)



Immunohistochemistry of paraffin-embedded human tonsillitis tissue slide using Catalog No:109078(CCR7 Antibody) at dilution of 1:50 (under 40x lens)



1X10<sup>6</sup> K-562 cells were stained with 0.2ug CCR7 antibody (Catalog No:109078, red) and control antibody (blue). Fixed with 90% MeOH blocked with 3% BSA (30 min). Alexa Fluor 488-conjugated AffiniPure Goat Anti-Rabbit IgG(H+L) with dilution 1:1000.