

TBC1D5 antibody



Catalog Number: 115868

Product name

TBC1D5 antibody

Recommended Dilution:

WB: 1:500-1:5000

Immunogen

[Human TBC1D5 Recombinant protein \(GST tag\)](#)

IP: 1:200-1:1000

IHC: 1:20-1:200


Specificity

Human, Mouse, Rat; other species not tested.

Validations

Antibody description

TBC1D5 Rabbit Polyclonal antibody. Positive IP detected in A431 cells. Positive WB detected in A431 cells. Positive IHC detected in human kidney tissue. Observed molecular weight by Western-blot: 89 kDa



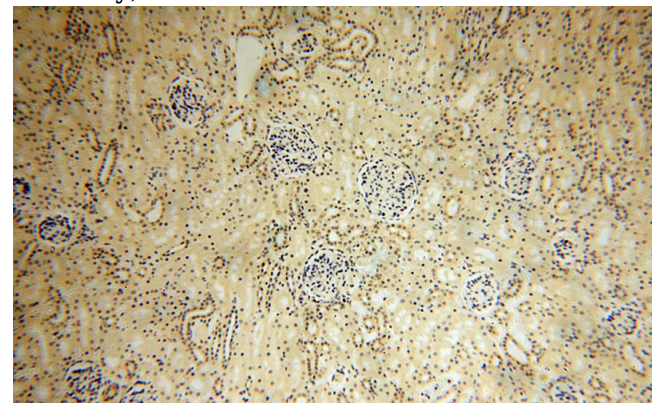
Preparation

This antibody was obtained by immunization of TBC1D5 recombinant protein (Accession Number: XM_047449299). Purification method: Antigen affinity purified.

A431 cells were subjected to SDS PAGE followed by western blot with Catalog No:115868(TBC1D5 antibody) at dilution of 1:400

Formulation

PBS with 0.02% sodium azide and 50% glycerol pH 7.3.



Storage

Store at -20°C. DO NOT ALIQUOT

Clonality

Polyclonal

Immunohistochemical of paraffin-embedded human kidney using Catalog No:115868(TBC1D5 antibody) at dilution of 1:100 (under 10x lens)

Ig Type

Rabbit IgG

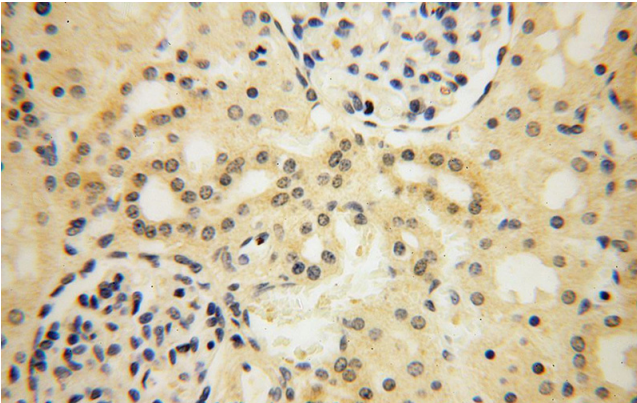
Applications

ELISA, WB, IHC, IP

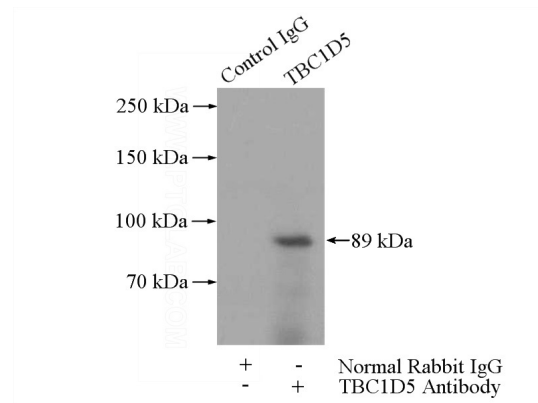
Dilutions

TBC1D5 antibody

Catalog Number: 115868



Immunohistochemical of paraffin-embedded human kidney using Catalog No:115868(TBC1D5 antibody) at dilution of 1:100 (under 40x lens)



IP Result of anti-TBC1D5 (IP:Catalog No:115868, 4ug; Detection:Catalog No:115868 1:300) with A431 cells lysate 2400ug.