

ARC/ARG3.1 antibody



Catalog Number: 108238

Product name

ARC/ARG3.1 antibody

Immunogen

[Human ARC Recombinant protein \(GST tag & His tag\)](#)

Specificity

Human, Mouse, Rat; other species not tested.

Antibody description

ARC/ARG3.1 Rabbit Polyclonal antibody. Positive WB detected in SH-SY5Y cells, mouse brain tissue, rat heart tissue. Positive IP detected in mouse brain tissue. Positive IHC detected in human brain tissue. Observed molecular weight by Western-blot: 45-50 kDa

Preparation

This antibody was obtained by immunization of ARC/ARG3.1 recombinant protein (Accession Number: XM_047421612). Purification method: Antigen affinity purified.

Formulation

PBS with 0.02% sodium azide and 50% glycerol pH 7.3.

Storage

Store at -20°C. DO NOT ALIQUOT

Clonality

Polyclonal

Ig Type

Rabbit IgG

Applications

ELISA, WB, IHC, IP

Dilutions


Recommended Dilution:

WB: 1:500-1:5000

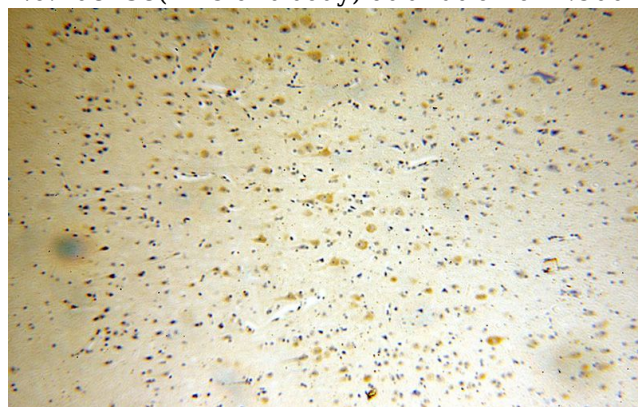
IP: 1:200-1:1000

IHC: 1:20-1:200

Validations



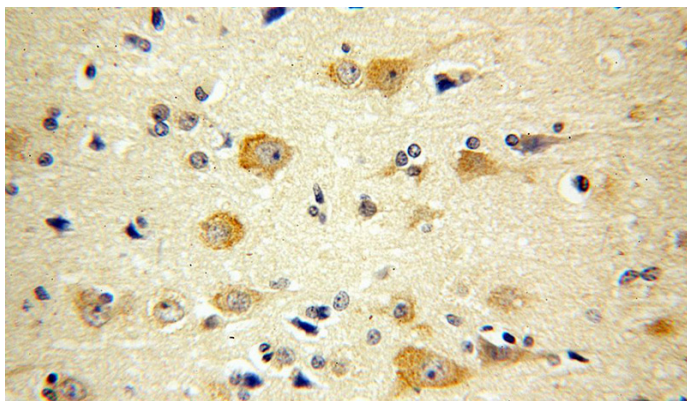
SH-SY5Y cells were subjected to SDS PAGE followed by western blot with Catalog No:108238(ARC antibody) at dilution of 1:500



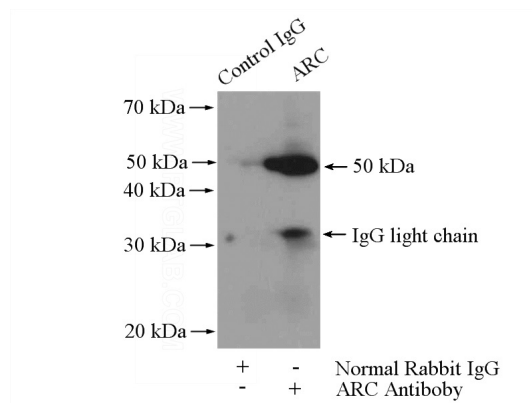
Immunohistochemical of paraffin-embedded human brain using Catalog No:108238(ARC antibody) at dilution of 1:100 (under 10x lens)

ARC/ARG3.1 antibody

Catalog Number: 108238



Immunohistochemical of paraffin-embedded human brain using Catalog No:108238(ARC antibody) at dilution of 1:100 (under 40x lens)



IP Result of anti-ARC (IP:Catalog No:108238, 4ug; Detection:Catalog No:108238 1:300) with mouse brain tissue lysate 4000ug.