

TSNAXIP1 antibody



Catalog Number: 116438

Product name

TSNAXIP1 antibody

Specificity

Human, Mouse; other species not tested.

Antibody description

TSNAXIP1 Rabbit Polyclonal antibody. Positive WB detected in mouse testis tissue. Positive IHC detected in human testis tissue. Observed molecular weight by Western-blot: 77 kDa; 55 kDa; 42 kDa

Preparation

This antibody was obtained by immunization of TSNAXIP1 recombinant protein (Accession Number: NM_018430). Purification method: Antigen affinity purified.

Formulation

PBS with 0.1% sodium azide and 50% glycerol pH 7.3.

Storage

Store at -20°C. DO NOT ALIQUOT

Clonality

Polyclonal

Ig Type

Rabbit IgG

Applications

ELISA, IHC, WB

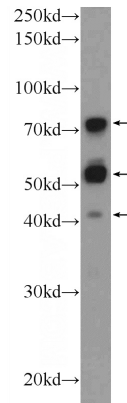
Dilutions

Recommended Dilution:

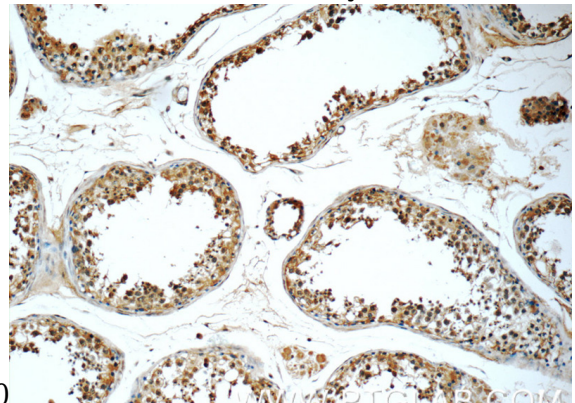
WB: 1:200-1:2000

IHC: 1:20-1:200

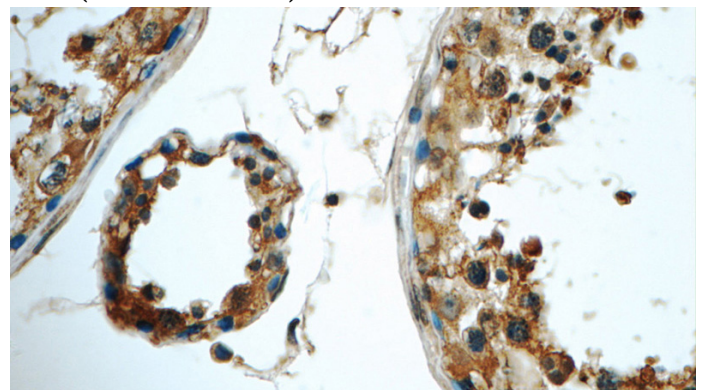
Validations



mouse testis tissue were subjected to SDS PAGE followed by western blot with Catalog No:116438(TSNAXIP1 Antibody) at dilution of



Immunohistochemistry of paraffin-embedded human testis tissue slide using Catalog No:116438(TSNAXIP1 Antibody) at dilution of 1:50 (under 10x lens)



Immunohistochemistry of paraffin-embedded human testis tissue slide using Catalog No:116438(TSNAXIP1 Antibody) at dilution of

TSNAXIP1 antibody



Catalog Number: 116438

1:50 (under 40x lens)