

CKAP4 antibody



Catalog Number: 109328

Product name

CKAP4 antibody

Immunogen

[Human CKAP4 Recombinant protein \(GST tag & His tag\)](#)

Specificity

Human, Mouse, Rat; other species not tested.

Antibody description

CKAP4 Rabbit Polyclonal antibody. Positive WB detected in HepG2 cells, 3T3-L1 cells, HeLa cells, rat kidney tissue. Positive IP detected in HeLa cells. Positive IF detected in HepG2 cells. Positive IHC detected in human kidney tissue, human liver tissue. Observed molecular weight by Western-blot: 63 kDa

Preparation

This antibody was obtained by immunization of CKAP4 recombinant protein (Accession Number: NM_006825). Purification method: Antigen affinity purified.

Formulation

PBS with 0.02% sodium azide and 50% glycerol pH 7.3.

Storage

Store at -20°C. DO NOT ALIQUOT

Clonality

Polyclonal

Ig Type

Rabbit IgG

Applications

ELISA, WB, IHC, IF, IP

Dilutions

Recommended Dilution:


WB: 1:1000-1:10000

IP: 1:500-1:5000

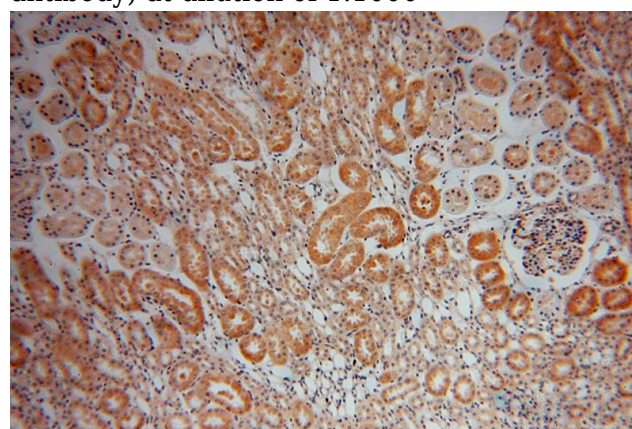
IHC: 1:20-1:200

IF: 1:10-1:100

Validations



HepG2 cells were subjected to SDS PAGE followed by western blot with Catalog No:109328(CKAP4 antibody) at dilution of 1:1000

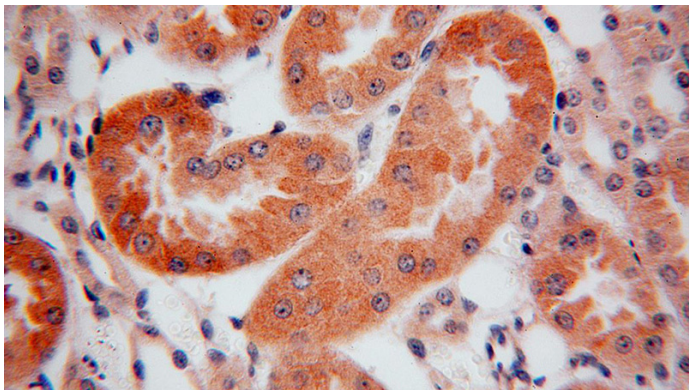


Immunohistochemical of paraffin-embedded human kidney using Catalog No:109328(CKAP4 antibody) at dilution of 1:200 (under 10x lens)

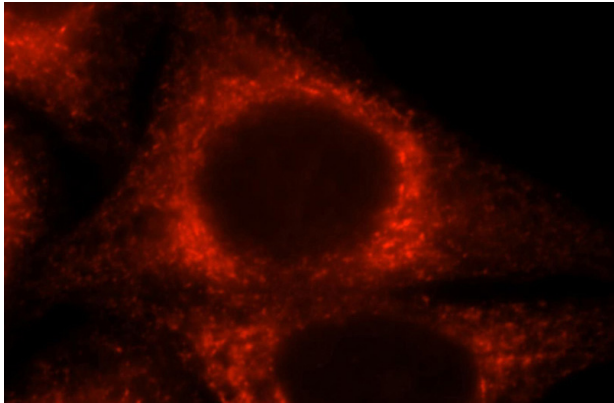
CKAP4 antibody



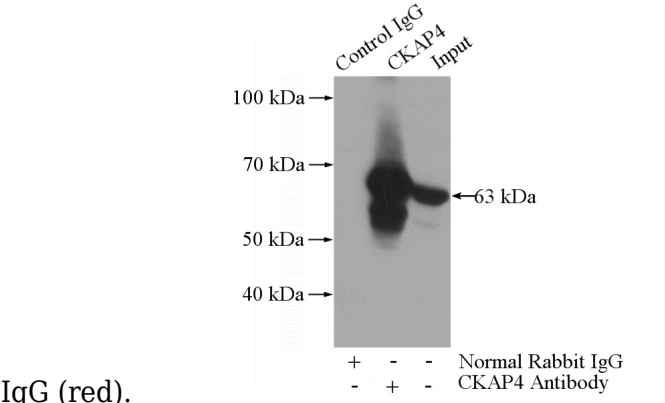
Catalog Number: 109328



Immunohistochemical of paraffin-embedded human kidney using Catalog No:109328(CKAP4 antibody) at dilution of 1:200 (under 40x lens)



Immunofluorescent analysis of HepG2 cells, using CKAP4 antibody Catalog No:109328 at 1:25 dilution and Rhodamine-labeled goat anti-rabbit



IgG (red).

IP Result of anti-CKAP4 (IP:Catalog No:109328, 4ug; Detection:Catalog No:109328 1:1000) with HeLa cells lysate 2000ug.