

# PERK antibody



Catalog Number: 113718

## Product name

PERK antibody

IHC: 1:20-1:200

IF: 1:10-1:100

## Specificity

Human; other species not tested.

## Antibody description

PERK Rabbit Polyclonal antibody. Positive WB detected in K-562 cells, HEK-293 cells, MCF7 cells. Positive IHC detected in human pancreas tissue, human placenta tissue. Positive IF detected in HeLa cells. Observed molecular weight by Western-blot: 140 kDa

## Preparation

This antibody was obtained by immunization of Peptide (Accession Number: NM\_004836).  
Purification method: Antigen affinity purified.

## Formulation

PBS with 0.02% sodium azide and 50% glycerol  
pH 7.3.

## Storage

Store at -20°C. DO NOT ALIQUOT

## Clonality

Polyclonal

## Ig Type

Rabbit IgG

## Applications


ELISA, WB, IHC, IF

## Dilutions

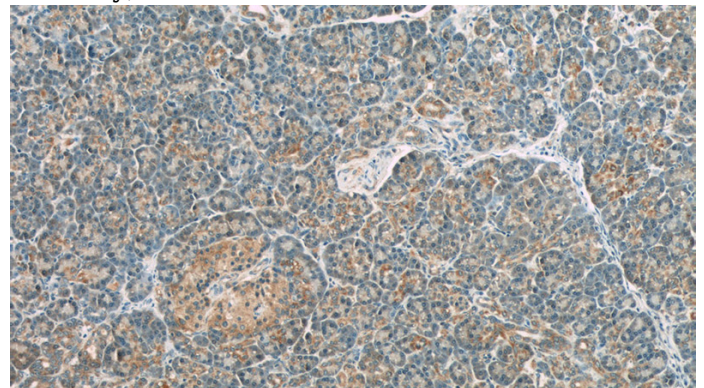
Recommended Dilution:

WB: 1:500-1:5000

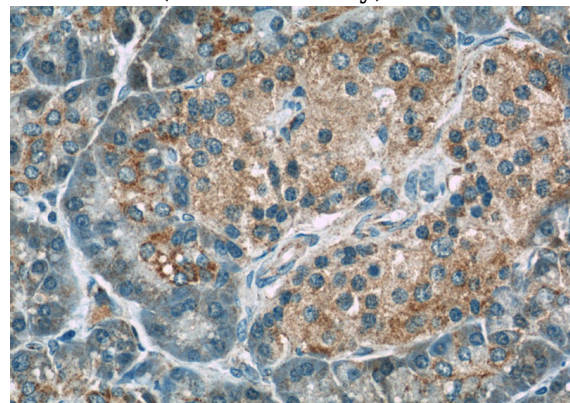
## Validations



K-562 cells were subjected to SDS PAGE followed by western blot with Catalog No:113718(PERK antibody) at dilution of 1:1000



Immunohistochemistry of paraffin-embedded human pancreas slide using Catalog No:113718(PERK Antibody) at dilution of 1:50



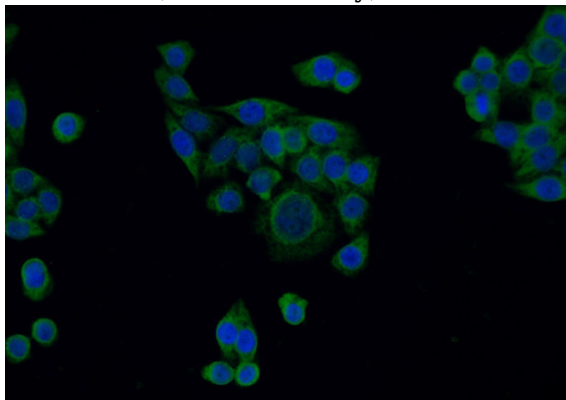
Immunohistochemistry of paraffin-embedded human pancreas slide using Catalog

# PERK antibody

Catalog Number: 113718

---

No:113718(PERK Antibody) at dilution of 1:50



Immunofluorescent analysis of HeLa cells using Catalog No:113718(PERK Antibody) at dilution of 1:25 and Alexa Fluor 488-conjugated AffiniPure Goat Anti-Rabbit IgG(H+L)