

TPMT antibody



Catalog Number: 116208

Product name

TPMT antibody

Immunogen

[Human TPMT Recombinant protein \(GST tag & His tag\)](#)

Specificity

Human, Mouse, Rat; other species not tested.

Antibody description

TPMT Rabbit Polyclonal antibody. Positive IHC detected in human lung cancer tissue. Positive IF detected in HEK-293 cells. Positive WB detected in human kidney tissue, HeLa cells, mouse kidney tissue. Observed molecular weight by Western-blot: 28-35kd

Preparation

This antibody was obtained by immunization of TPMT recombinant protein (Accession Number: NM_001346817). Purification method: Antigen affinity purified.

Formulation

PBS with 0.1% sodium azide and 50% glycerol pH 7.3.

Storage

Store at -20°C. DO NOT ALIQUOT

Clonality

Polyclonal

Ig Type

Rabbit IgG

Applications

ELISA, WB, IHC, IF

Dilutions

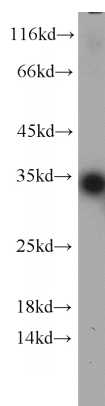
Recommended Dilution:

WB: 1:200-1:2000

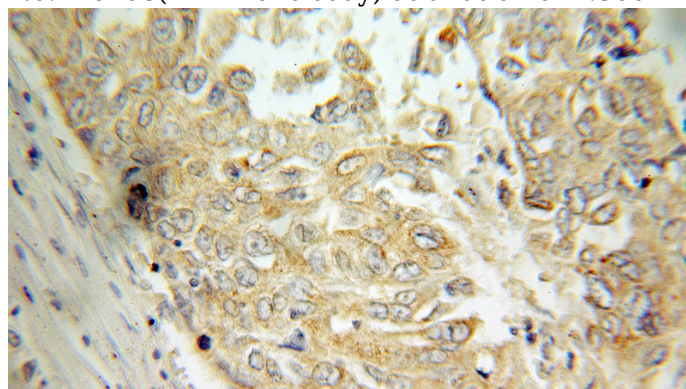
IHC: 1:20-1:200

IF: 1:20-1:200

Validations



human kidney tissue were subjected to SDS PAGE followed by western blot with Catalog No:116208(TPMT antibody) at dilution of 1:300

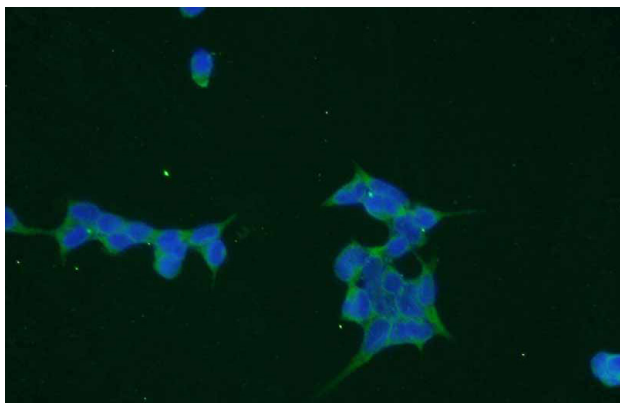


Immunohistochemical of paraffin-embedded human lung cancer using Catalog No:116208(TPMT antibody) at dilution of 1:100 (under 40x lens)

TPMT antibody



Catalog Number: 116208



Immunofluorescent analysis of HEK-293 cells using Catalog No:116208(TPMT Antibody) at dilution of 1:50 and Alexa Fluor 488-conjugated AffiniPure Goat Anti-Rabbit IgG(H+L)