

# SRP14 antibody



Catalog Number: 115590

## Product name

SRP14 antibody

Recommended Dilution:

WB: 1:200-1:2000

## Immunogen

[Human SRP14 Recombinant protein \(GST tag & His tag\)](#)

IP: 1:200-1:1000

IF: 1:10-1:100


## Specificity

Human; other species not tested.

## Validations

## Antibody description

SRP14 Rabbit Polyclonal antibody. Positive WB detected in A549 cells, HeLa cells, human heart tissue. Positive IP detected in A549 cells. Positive IF detected in MCF-7 cells, HepG2 cells. Observed molecular weight by Western-blot: 18 kDa



## Preparation

This antibody was obtained by immunization of SRP14 recombinant protein (Accession Number: NM\_003134). Purification method: Antigen affinity purified.

A549 cells were subjected to SDS PAGE followed by western blot with Catalog No:115590(SRP14 antibody) at dilution of 1:800

## Formulation

PBS with 0.1% sodium azide and 50% glycerol pH 7.3.

## Storage

Store at -20°C. DO NOT ALIQUOT

## Clonality

Polyclonal

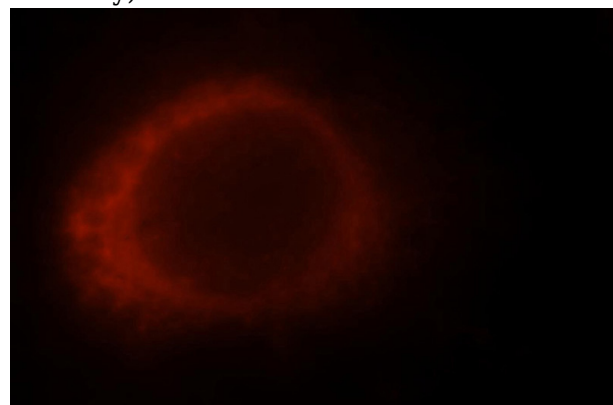
## Ig Type

Rabbit IgG

## Applications

ELISA, IF, WB, IP

## Dilutions



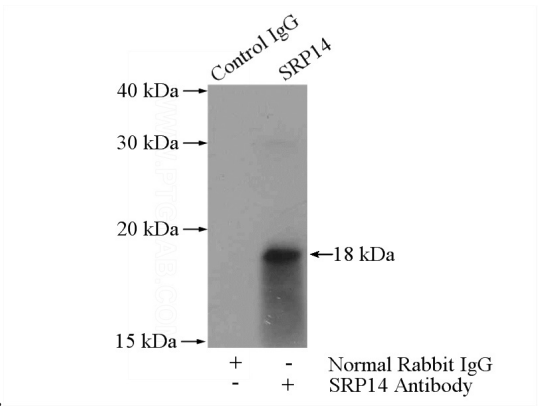
Immunofluorescent analysis of MCF-7 cells, using SRP14 antibody Catalog No:115590 at 1:25 dilution and Rhodamine-labeled goat anti-rabbit

# SRP14 antibody



Catalog Number: 115590

IgG (red).



IP Result of anti-SRP14 (IP:Catalog No:115590, 4ug; Detection:Catalog No:115590 1:300) with A549 cells lysate 1600ug.