

# Anti-MMP17 antibody



Catalog Number: 176570

## Product name

Anti-MMP17 antibody

## Specificity

Human, Mouse, Rat

## Antibody description

Rabbit monoclonal antibody to MMP17

## Preparation

This antigen of this antibody was recombinant protein within human mmp17 aa 1-250.

## Formulation

Liquid, 1\*TBS (pH7.4), 0.05% BSA, 40% Glycerol.  
Preservative: 0.05% Sodium Azide.

## Storage

Store at +4°C after thawing. Aliquot store at -20°C or -80°C. Avoid repeated freeze / thaw cycles.

## Clonality

Monoclonal

## Ig Type

Rabbit IgG

## Applications

ICC, IF, IHC-P, WB

## Dilutions

ICC: 1:50

IHC-P: 1:50

WB: 1:500

## Validations

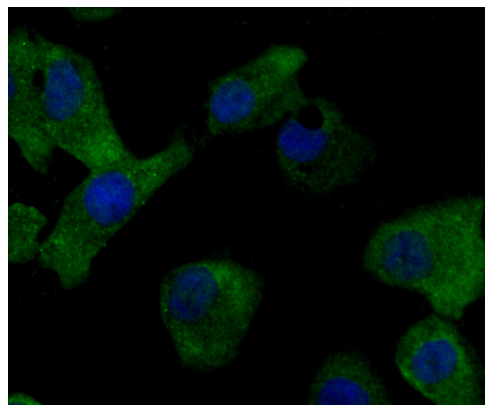


Fig1: ICC staining MMP17 in A549 cells (green). The nuclear counter stain is DAPI (blue). Cells were fixed in paraformaldehyde, permeabilised with 0.25% Triton X100/PBS.

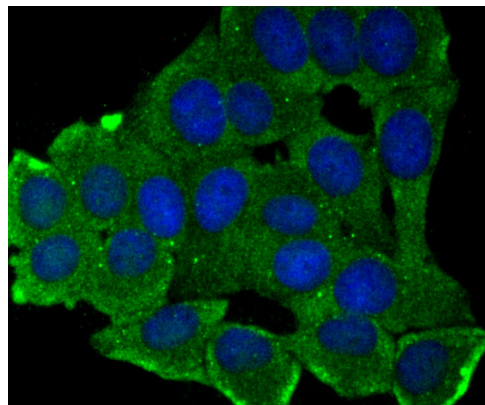


Fig2: ICC staining MMP17 in MCF-7 cells (green). The nuclear counter stain is DAPI (blue). Cells were fixed in paraformaldehyde, permeabilised with 0.25% Triton X100/PBS.

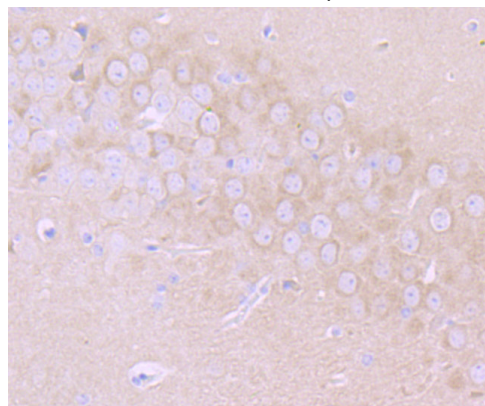


Fig3: Immunohistochemical analysis of paraffin-embedded mouse brain tissue using anti-MMP17 antibody. Counter stained with hematoxylin.