

# COQ5 antibody



Catalog Number: 109470

## Product name

ELISA, WB, IHC

COQ5 antibody

## Dilutions

## Immunogen

Recommended Dilution:

[Human COQ5 Recombinant protein \(His tag\)](#)

WB: 1:500-1:5000

## Specificity


IHC: 1:20-1:200

Human, Mouse; other species not tested.

## Validations

## Antibody description

COQ5 Rabbit Polyclonal antibody. Positive WB detected in mouse heart tissue, mouse brain tissue, mouse liver tissue. Positive IHC detected in human heart tissue, human brain tissue, human kidney tissue, human liver tissue, human lung tissue, human ovary tissue, human placenta tissue, human skin tissue, human spleen tissue, human testis tissue. Observed molecular weight by Western-blot: 34.7kd



## Preparation

This antibody was obtained by immunization of COQ5 recombinant protein (Accession Number: NM\_032314). Purification method: Antigen affinity purified.

mouse heart tissue were subjected to SDS PAGE followed by western blot with Catalog No:109470(COQ5 antibody) at dilution of 1:500

## Formulation

PBS with 0.02% sodium azide and 50% glycerol pH 7.3.

## Storage

Store at -20°C. DO NOT ALIQUOT

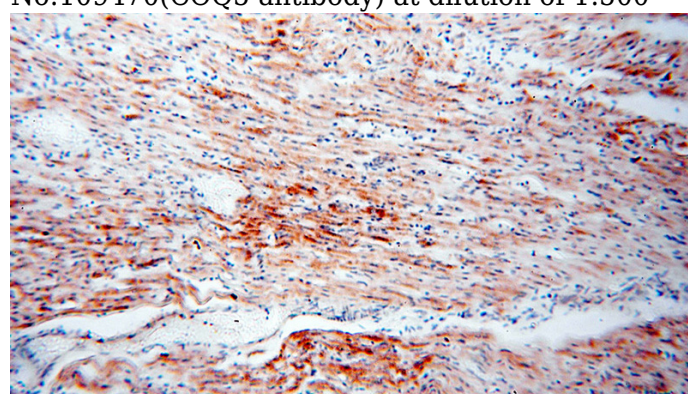
## Clonality

Polyclonal

## Ig Type

Rabbit IgG

## Applications

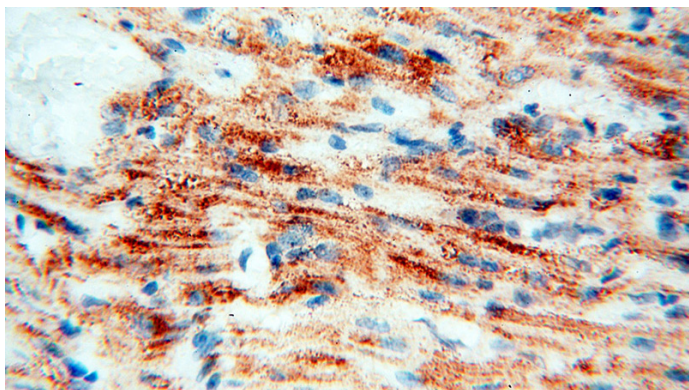


Immunohistochemical of paraffin-embedded human heart using Catalog No:109470(COQ5 antibody) at dilution of 1:100 (under 10x lens)

# COQ5 antibody

Catalog Number: 109470

---



Immunohistochemical of paraffin-embedded human heart using Catalog No:109470(COQ5 antibody) at dilution of 1:100 (under 40x lens)