

# Anti-SIRT2 (1D4) Mouse antibody



Catalog Number: 168470

## Product name

Anti-SIRT2 (1D4) Mouse antibody

## Specificity

Human, Mouse, Rat

## Antibody description

SIRT2 (1D4) Mouse monoclonal antibody

## Preparation

Antigen: Purified recombinant human SirT2 protein expressed in E.coli.

## Formulation

PBS(pH 7.4) containing with 0.03% Proclin300 and 50% glycerol.

## Storage

Store at 4°C short term. Store at -20°C long term. Avoid freeze / thaw cycle.

## Clonality

Monoclonal

## Ig Type

Mouse IgG2b

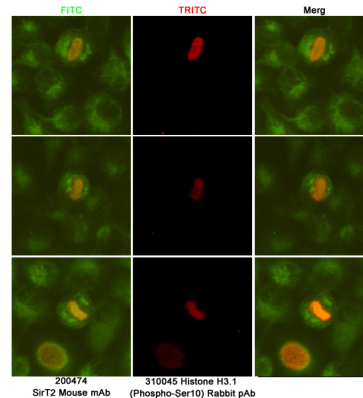
## Applications

WB, ICC/IF

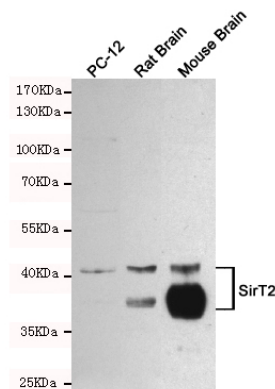
## Dilutions

WB: 1/1000

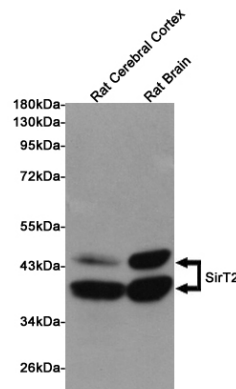
## Validations



Immunofluorescent analysis of HeLa cells fixed by anhydrous methanol at -20°C and using SirT2 (168470, dilution 1:50) mouse mAb (green) and Histone H3.1 (Phospho-Ser10) (310045, dilution 1:200) Rabbit pAb (red).



Western blot detection of SirT2 in PC-12, Rat Brain and Mouse Brain cell lysates using SirT2 mouse mAb (1:1000 diluted). Predicted band size: 39,43kDa. Observed band size: 39,43kDa.



Western blot detection of SirT2 in Rat Cerebral Cortex and Rat Brain lysates using SirT2 mouse mAb (1:1000 diluted). Predicted band size: 39,43kDa. Observed band size: 39,43kDa.