

# CUGBP2 antibody



Catalog Number: 109740

## Product name

CUGBP2 antibody

## Immunogen

[Human CUGBP2 Recombinant protein \(GST tag & His tag\)](#)

## Specificity

Human, Mouse, Rat, Zebrafish; other species not tested.

## Antibody description

CUGBP2 Rabbit Polyclonal antibody. Positive WB detected in K-562 cells, mouse thymus tissue. Positive IP detected in mouse skeletal muscle tissue. Positive IHC detected in human breast cancer tissue. Observed molecular weight by Western-blot: 50 kDa

## Preparation

This antibody was obtained by immunization of CUGBP2 recombinant protein (Accession Number: BC036391). Purification method: Antigen affinity purified.

## Formulation

PBS with 0.1% sodium azide and 50% glycerol pH 7.3.

## Storage

Store at -20°C. DO NOT ALIQUOT

## Clonality

Polyclonal

## Ig Type

Rabbit IgG

## Applications

ELISA, WB, IHC, IP

## Dilutions


Recommended Dilution:

WB: 1:200-1:2000

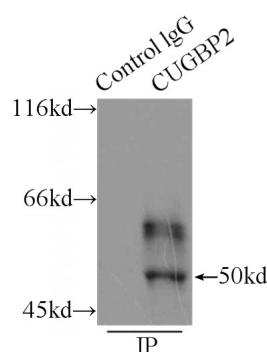
IP: 1:200-1:1000

IHC: 1:20-1:200

## Validations



K-562 cells were subjected to SDS PAGE followed by western blot with Catalog No:109740(CUGBP2 antibody) at dilution of 1:300



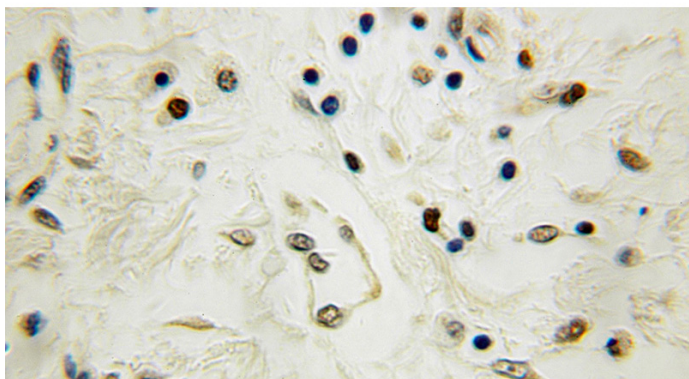
IP Result of anti-CUGBP2 (IP:Catalog No:109740, 3ug; Detection:Catalog No:109740 1:300) with mouse skeletal muscle tissue lysate 7500ug.

# CUGBP2 antibody



Catalog Number: 109740

---



Immunohistochemical of paraffin-embedded human breast cancer using Catalog No:109740(CUGBP2 antibody) at dilution of 1:100 (under 10x lens)