

Plasminogen antibody



Catalog Number: 113940

Product name

Plasminogen antibody

Specificity

Human; other species not tested.

Antibody description

Plasminogen Rabbit Polyclonal antibody. Positive IHC detected in human liver tissue. Positive WB detected in human serum tissue, HepG2 cells. Observed molecular weight by Western-blot: 90-100 kDa

Preparation

This antibody was obtained by immunization of Peptide (Accession Number: NM_000301). Purification method: Antigen affinity purified.

Formulation

PBS with 0.02% sodium azide and 50% glycerol pH 7.3.

Storage

Store at -20°C. DO NOT ALIQUOT

Clonality

Polyclonal

Ig Type

Rabbit IgG

Applications

ELISA, WB, IHC


Dilutions

Recommended Dilution:


WB: 1:200-1:1000

IHC: 1:20-1:200


Validations



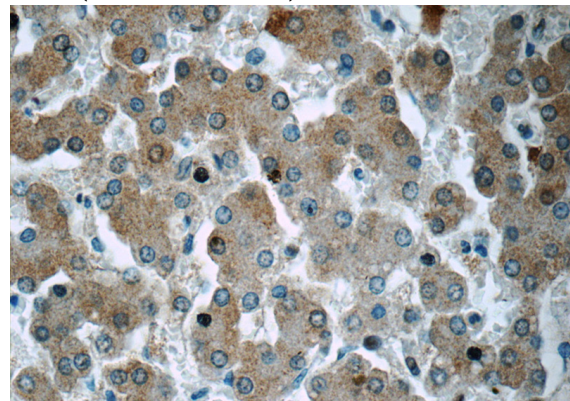
HepG2 cells were subjected to SDS PAGE followed by western blot with Catalog No:113940(Angiostatin antibody) at dilution of



1:300

human serum tissue were subjected to SDS PAGE followed by western blot with Catalog No:113940(Angiostatin antibody) at dilution of 1:300 

Immunohistochemistry of paraffin-embedded human liver tissue slide using Catalog No:113940(Angiostatin Antibody) at dilution of 1:50 (under 10x lens)



Plasminogen antibody



Catalog Number: 113940

Immunohistochemistry of paraffin-embedded human liver tissue slide using Catalog

No:113940(Angiostatin Antibody) at dilution of 1:50 (under 40x lens)