

# PTPRS antibody



Catalog Number: 114330

## Product name

PTPRS antibody

## Immunogen

[Human rPTPσ Recombinant protein \(GST tag & His tag\)](#)

## Specificity

Human, Mouse, Rat; other species not tested.

## Antibody description

PTPRS Rabbit Polyclonal antibody. Positive IP detected in mouse brain tissue. Positive WB detected in HeLa cells, mouse brain tissue. Positive IHC detected in human ovary tumor tissue, human ovary tissue, human pancreas tissue, rat brain tissue. Positive FC detected in HeLa cells. Observed molecular weight by Western-blot: 75-100 kDa

## Preparation

This antibody was obtained by immunization of PTPRS recombinant protein (Accession Number: BC029496). Purification method: Antigen affinity purified.

## Formulation

PBS with 0.1% sodium azide and 50% glycerol pH 7.3.

## Storage

Store at -20°C. DO NOT ALIQUOT

## Clonality

Polyclonal

## Ig Type

Rabbit IgG

## Applications

ELISA, WB, IHC, IP, FC

## Dilutions


Recommended Dilution:

WB: 1:200-1:2000

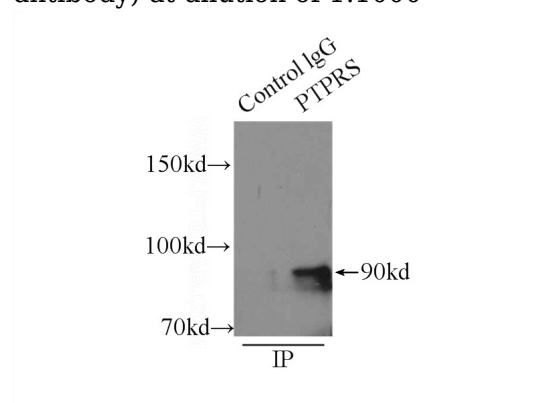
IP: 1:200-1:1000

IHC: 1:20-1:200

## Validations



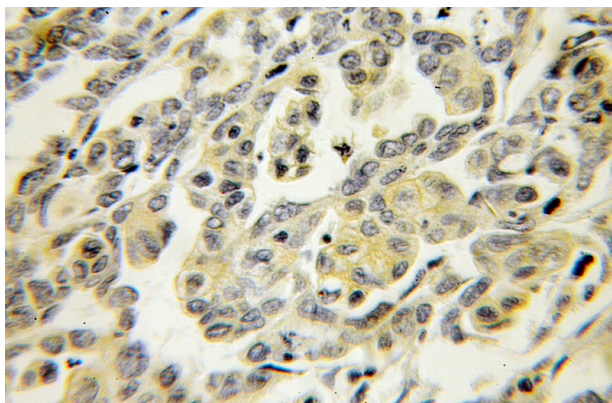
HeLa cells were subjected to SDS PAGE followed by western blot with Catalog No:114330(rPTPσ antibody) at dilution of 1:1000



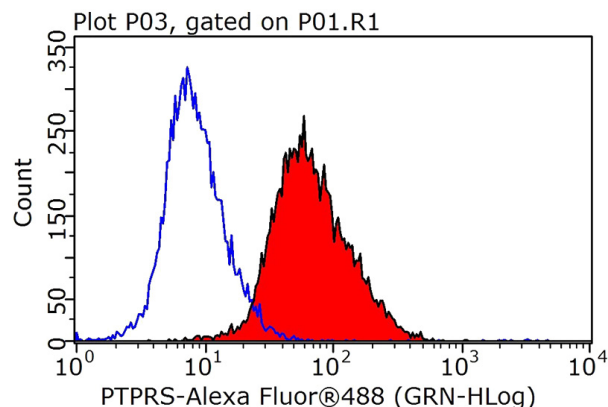
IP Result of anti-rPTPσ (IP:Catalog No:114330, 5ug; Detection:Catalog No:114330 1:400) with mouse brain tissue lysate 6500ug.

# PTPRS antibody

Catalog Number: 114330



Immunohistochemical of paraffin-embedded human ovary tumor using Catalog No:114330(rPTPσ antibody) at dilution of 1:100 (under 10x lens)



1X10<sup>6</sup> HeLa cells were stained with 0.2ug rPTPσ antibody (Catalog No:114330, red) and control antibody (blue). Fixed with 90% MeOH blocked with 3% BSA (30 min). Alexa Fluor 488-conjugated AffiniPure Goat Anti-Rabbit IgG(H+L) with dilution 1:1000.