

Anti-C5 (N-term) Rabbit antibody



Catalog Number: 169130

Product name

Anti-C5 (N-term) Rabbit antibody

Specificity

Human

Antibody description

C5 (N-term) Rabbit polyclonal antibody

Preparation

Antigen: This C5 antibody is generated from rabbits immunized with a KLH conjugated synthetic peptide between 253-281 amino acids from the N-terminal region of human C5.

Formulation

Purified polyclonal antibody supplied in PBS with 0.09% (W/V) sodium azide. This antibody is purified through a protein A column, followed by peptide affinity purification.

Clonality

Polyclonal

Ig Type

Rabbit IgG

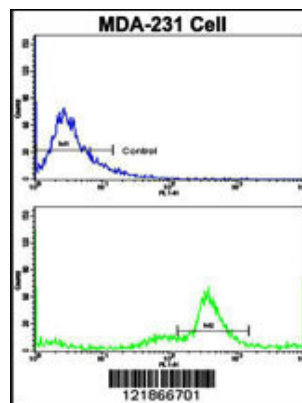
Applications

WB, IHC-P, FC

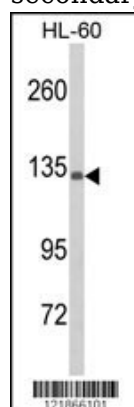
Dilutions

WB::1:1000 IHC::1:50~100 FCM::1:10~50

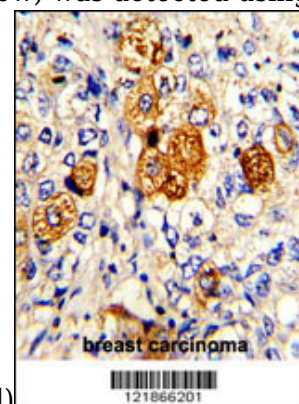
Validations



Flow cytometric analysis of MDA-231 cells using C5 Antibody (N-term) (bottom histogram) compared to a negative control cell (top histogram). FITC-conjugated goat-anti-rabbit secondary antibodies were used for the analysis.



Western blot analysis of C5 Antibody (N-term) (Cat. #169130) in HL-60 cell line lysates (35ug/lane). C5 (arrow) was detected using the



purified Pab.(2ug/ml)

Formalin-fixed and paraffin-embedded human breast carcinoma with C5 Antibody (N-term), which was peroxidase-conjugated to the secondary antibody, followed by DAB staining. This data demonstrates the use of this antibody for

Anti-C5 (N-term) Rabbit antibody



Catalog Number: 169130

immunohistochemistry; clinical