

CHD4 antibody



Catalog Number: 109220

Product name

CHD4 antibody

Immunogen

[Human CHD4 Recombinant protein \(GST tag\)](#)

Specificity

Human, Mouse, Rat; other species not tested.

Antibody description

CHD4 Rabbit Polyclonal antibody. Positive WB detected in HeLa cells, HEK-293 cells. Positive IHC detected in human cervical cancer tissue. Positive IF detected in A549 cells. Observed molecular weight by Western-blot: 260 kDa

Preparation

This antibody was obtained by immunization of CHD4 recombinant protein (Accession Number: XM_006718958). Purification method: Antigen affinity purified.

Formulation

PBS with 0.02% sodium azide and 50% glycerol pH 7.3.

Storage

Store at -20°C. DO NOT ALIQUOT

Clonality

Polyclonal

Ig Type

Rabbit IgG

Applications

ELISA, WB, IF, IHC

Dilutions


Recommended Dilution:

WB: 1:200-1:2000

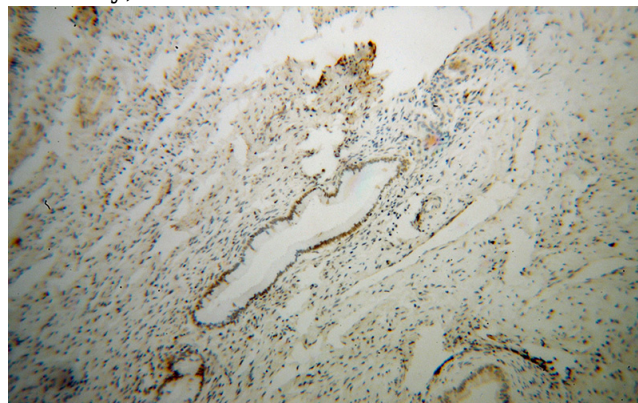
IHC: 1:20-1:200

IF: 1:20-1:200

Validations



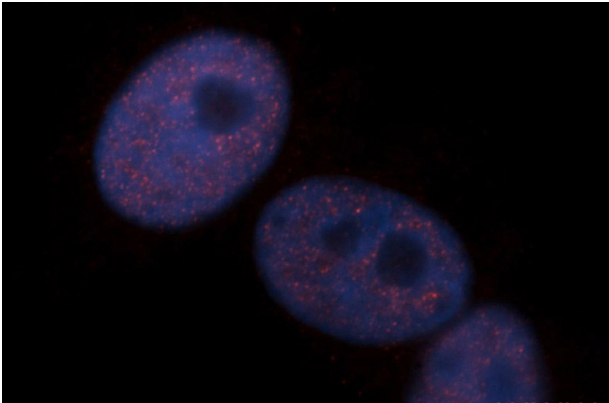
HeLa cells were subjected to SDS PAGE followed by western blot with Catalog No:109220(CHD4 antibody) at dilution of 1:500



Immunohistochemical of paraffin-embedded human cervical cancer using Catalog No:109220(CHD4 antibody) at dilution of 1:100 (under 10x lens)

CHD4 antibody

Catalog Number: 109220



Immunofluorescent analysis of A549 cells, using CHD4 antibody Catalog No:109220 at 1:50 dilution and Rhodamine-labeled goat anti-rabbit IgG (red). Blue pseudocolor = DAPI (fluorescent DNA dye).