

TPT1 antibody



Catalog Number: 116220

Product name

TPT1 antibody

Immunogen

[Human TPT1 Recombinant protein \(GST tag & His tag\)](#)

Specificity

Human, Mouse, Rat; other species not tested.

Antibody description

TPT1 Rabbit Polyclonal antibody. Positive IP detected in human placenta tissue. Positive WB detected in mouse placenta tissue, A431 cells, HepG2 cells, MCF7 cells, mouse testis tissue, PC-3 cells. Positive IHC detected in human colon cancer tissue. Observed molecular weight by Western-blot: 22-25 kDa

Preparation

This antibody was obtained by immunization of TPT1 recombinant protein (Accession Number: NM_003295). Purification method: Antigen affinity purified.

Formulation

PBS with 0.1% sodium azide and 50% glycerol pH 7.3.

Storage

Store at -20°C. DO NOT ALIQUOT

Clonality

Polyclonal

Ig Type

Rabbit IgG

Applications

ELISA, WB, IP, IHC

Dilutions

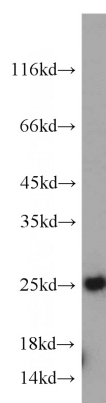
Recommended Dilution:

WB: 1:200-1:2000

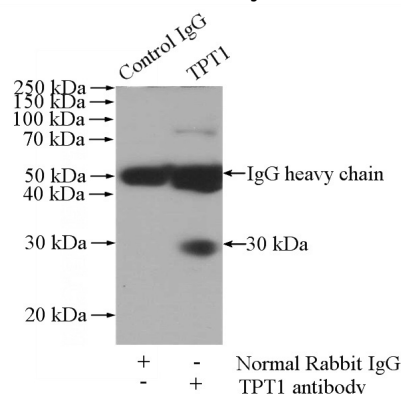
IP: 1:200-1:2000

IHC: 1:20-1:200

Validations



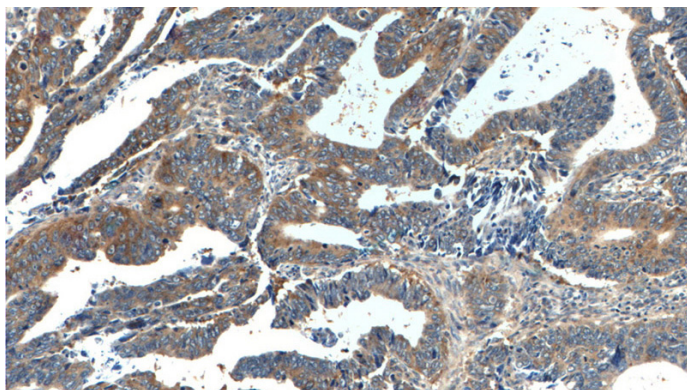
mouse placenta tissue were subjected to SDS PAGE followed by western blot with Catalog No:116220(TPT1 antibody) at dilution of 1:800



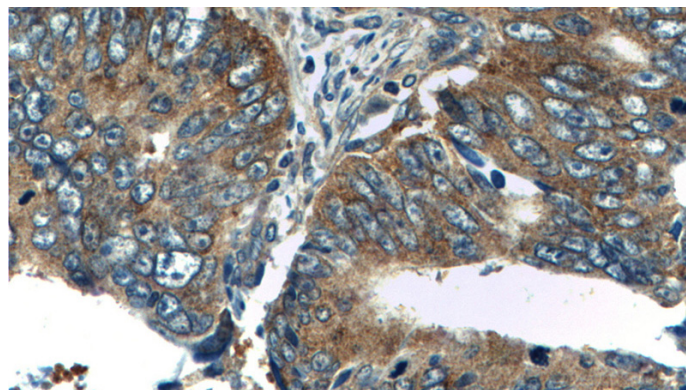
IP Result of anti-TPT1 (IP:Catalog No:116220, 4ug; Detection:Catalog No:116220 1:500) with human placenta tissue lysate 1520ug.

TPT1 antibody

Catalog Number: 116220



Immunohistochemistry of paraffin-embedded human colon cancer tissue slide using Catalog No:116220(TPT1 Antibody) at dilution of 1:200 (under 10x lens).



Immunohistochemistry of paraffin-embedded human colon cancer tissue slide using Catalog No:116220(TPT1 Antibody) at dilution of 1:200 (under 40x lens).