

PHKB antibody



Catalog Number: 113820

Product name

PHKB antibody

WB: 1:200-1:2000

IP: 1:200-1:2000

Specificity

Human, Mouse; other species not tested.

IHC: 1:20-1:200

Antibody description

PHKB Rabbit Polyclonal antibody. Positive IP detected in mouse heart tissue. Positive WB detected in mouse heart tissue, mouse skeletal muscle tissue. Positive IHC detected in human skeletal muscle tissue, human liver tissue. Observed molecular weight by Western-blot: 124 kDa

Preparation

This antibody was obtained by immunization of PHKB recombinant protein (Accession Number: XM_005255984). Purification method: Antigen affinity purified.

Formulation

PBS with 0.02% sodium azide and 50% glycerol pH 7.3.

Storage

Store at -20°C. DO NOT ALIQUOT

Clonality

Polyclonal

Ig Type

Rabbit IgG


Applications

ELISA, WB, IHC, IP

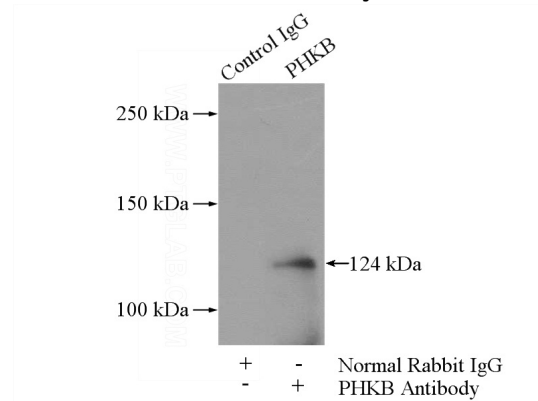
Dilutions

Recommended Dilution:

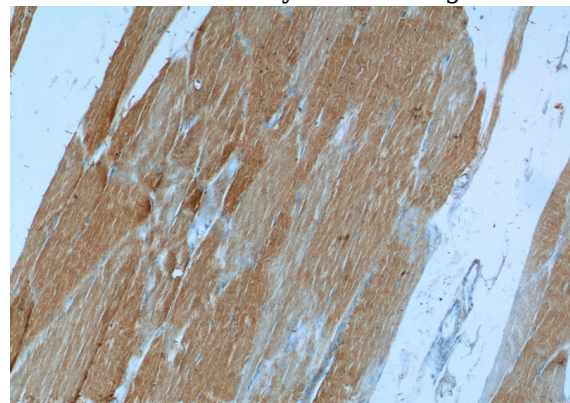
Validations



mouse heart tissue were subjected to SDS PAGE followed by western blot with Catalog No:113820(PHKB antibody) at dilution of 1:1000



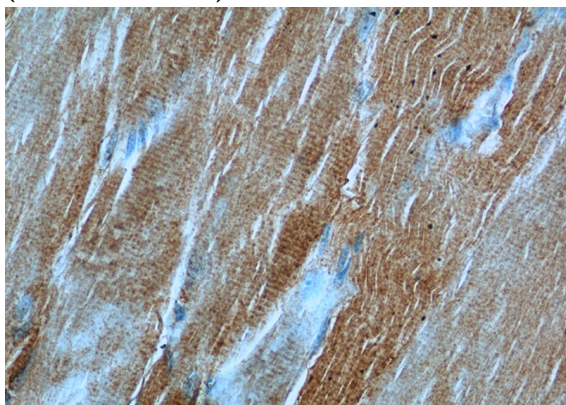
IP Result of anti-PHKB (IP:Catalog No:113820, 4ug; Detection:Catalog No:113820 1:500) with mouse heart tissue lysate 3200ug.



PHKB antibody

Catalog Number: 113820

Immunohistochemistry of paraffin-embedded human skeletal muscle tissue slide using Catalog No:113820(PHKB Antibody) at dilution of 1:50 (under 10x lens)



Immunohistochemistry of paraffin-embedded human skeletal muscle tissue slide using Catalog No:113820(PHKB Antibody) at dilution of 1:50 (under 40x lens)