

HEYL antibody



Catalog Number: 111310

Product name

HEYL antibody

IP: 1:200-1:1000

IF: 1:10-1:100

Specificity

Human, Mouse, Rat; other species not tested.

Antibody description

HEYL Rabbit Polyclonal antibody. Positive IP detected in HeLa cells. Positive WB detected in MDA-MB-453s cells. Positive IF detected in HeLa cells. Observed molecular weight by Western-blot: 35-40 kDa

Preparation

This antibody was obtained by immunization of HEYL recombinant protein (Accession Number: NM_014571). Purification method: Antigen affinity purified.

Formulation

PBS with 0.1% sodium azide and 50% glycerol pH 7.3.

Storage

Store at -20°C. DO NOT ALIQUOT

Clonality

Polyclonal

Ig Type

Rabbit IgG

Applications

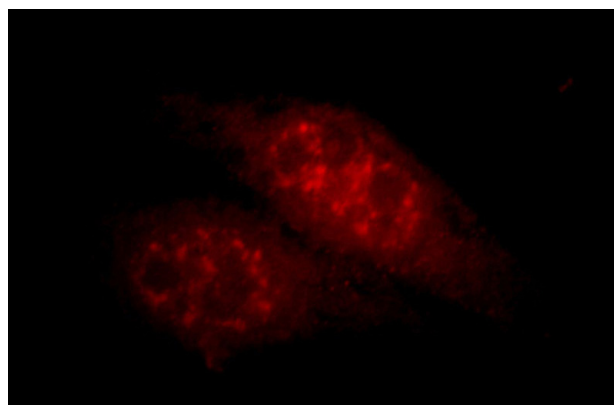
ELISA, IF, IP, WB

Dilutions

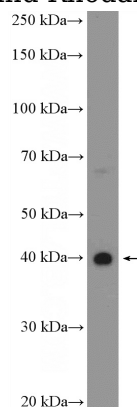
Recommended Dilution:

WB: 1:200-1:2000

Validations

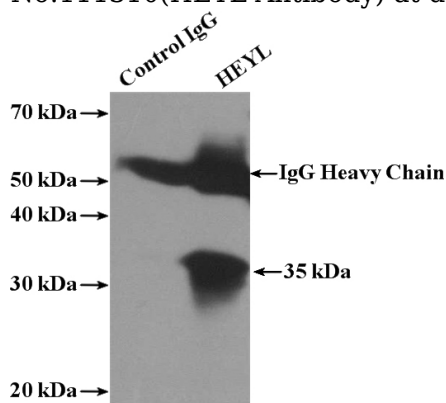


Immunofluorescent analysis of HeLa cells, using HEYL antibody Catalog No:111310 at 1:25 dilution and Rhodamine-labeled goat anti-rabbit



IgG (red).

MDA-MB-453s cells were subjected to SDS PAGE followed by western blot with Catalog No:111310(HEYL Antibody) at dilution of 1:600



IP Result of anti-HEYL (IP:Catalog No:111310,

HEYL antibody



Catalog Number: 111310

4ug; Detection:Catalog No:111310 1:300) with HeLa cells lysate 2600ug.