

FHIT antibody



Catalog Number: 107210

Product name

FHIT antibody

IHC: 1:20-1:200

IF: 1:10-1:100

Specificity

Human; other species not tested.

Antibody description

FHIT Mouse Monoclonal antibody. Positive IHC detected in human breast cancer tissue. Positive IF detected in HepG2 cells. Positive WB detected in K562 cells, K-562 cells. Observed molecular weight by Western-blot: 17 kDa

Preparation

This antibody was obtained by immunization of FHIT recombinant protein (Accession Number: NM_001166243). Purification method: Protein A purified.

Formulation

PBS with 0.02% sodium azide and 50% glycerol pH 7.3.

Storage

Store at -20°C. DO NOT ALIQUOT

Clonality

Monoclonal

Ig Type

Mouse IgG1

Applications


ELISA, WB, IF, IHC

Dilutions

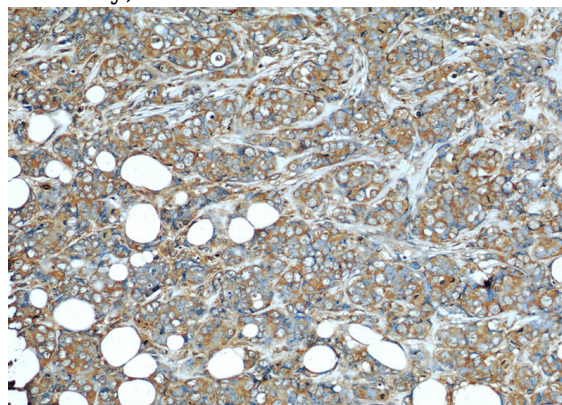
Recommended Dilution:

WB: 1:200-1:2000

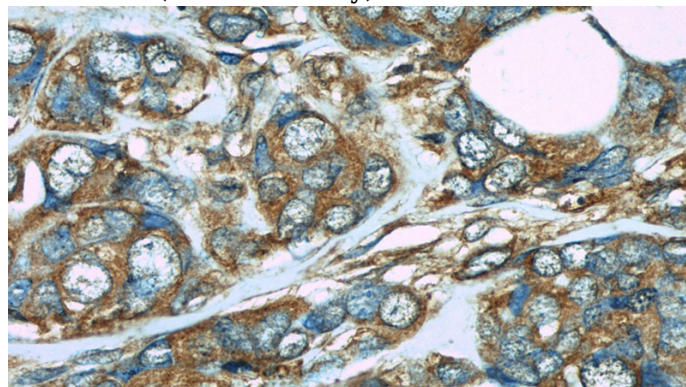
Validations



K-562 cells were subjected to SDS PAGE followed by western blot with Catalog No:107210(FHIT antibody) at dilution of 1:500



Immunohistochemistry of paraffin-embedded human breast cancer slide using Catalog No:107210(FHIT Antibody) at dilution of 1:50

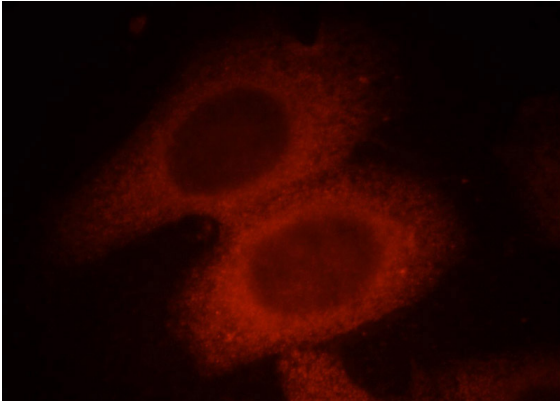


Immunohistochemistry of paraffin-embedded human breast cancer slide using Catalog

FHIT antibody

Catalog Number: 107210

No:107210(FHIT Antibody) at dilution of 1:50



Immunofluorescent analysis of HepG2 cells, using FHIT antibody Catalog No: at 1:25 dilution and Rhodamine-labeled goat anti-mouse IgG (red).