

Clusterin antibody



Catalog Number: 109410

Product name

Clusterin antibody

WB: 1:500-1:5000

IP: 1:200-1:2000

Specificity


Human, Mouse, Rat; other species not tested.

IHC: 1:20-1:200

Antibody description

Clusterin Rabbit Polyclonal antibody. Positive WB detected in Y79 cells. Positive IP detected in mouse brain tissue. Positive IHC detected in human tonsillitis tissue, human breast cancer tissue, human liver cancer tissue. Observed molecular weight by Western-blot: 70-80kd and 50kd

Validations



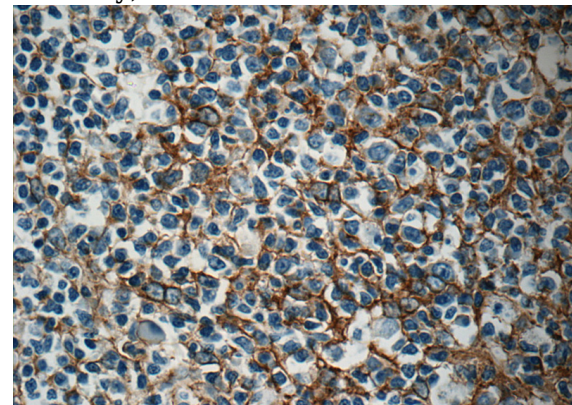
Preparation

This antibody was obtained by immunization of Clusterin recombinant protein (Accession Number: NM_001831). Purification method: Antigen affinity purified.

Y79 cells were subjected to SDS PAGE followed by western blot with Catalog No:109410(CLU antibody) at dilution of 1:300

Formulation

PBS with 0.1% sodium azide and 50% glycerol pH 7.3.



Storage

Store at -20°C. DO NOT ALIQUOT

Clonality

Polyclonal

Immunohistochemistry of paraffin-embedded human tonsillitis tissue slide using Catalog No:109410(CLU Antibody) at dilution of 1:50 (under 40x lens)

Ig Type

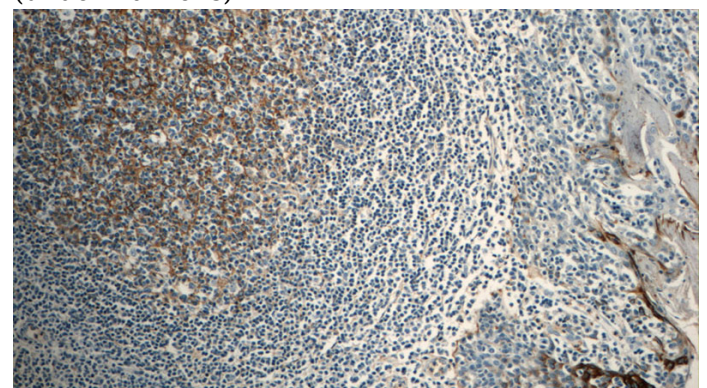
Rabbit IgG

Applications

ELISA, WB, IHC, IP

Dilutions

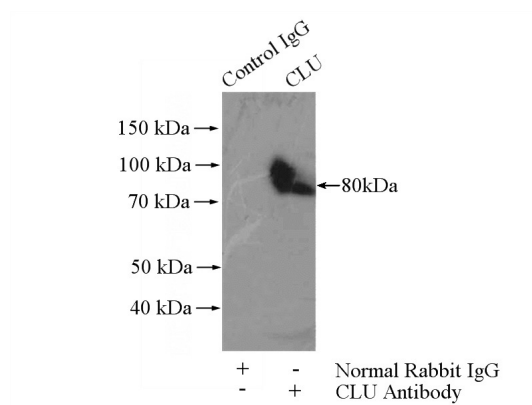
Recommended Dilution:



Clusterin antibody

Catalog Number: 109410

Immunohistochemistry of paraffin-embedded human tonsillitis tissue slide using Catalog No:109410(CLU Antibody) at dilution of 1:50 (under 10x lens)



IP Result of anti-CLU (IP:Catalog No:109410, 4ug; Detection:Catalog No:109410 1:800) with mouse brain tissue lysate 4400ug.