

# ATG4C antibody



Catalog Number: 108297

## Product name

ATG4C antibody

IHC: 1:20-1:200

IF: 1:10-1:100

## Specificity

Human, Mouse; other species not tested.

## Antibody description

ATG4C Rabbit Polyclonal antibody. Positive WB detected in mouse testis tissue, Jurkat cells, mouse brain tissue. Positive IF detected in Hela cells. Positive IHC detected in human heart tissue, human testis tissue. Observed molecular weight by Western-blot: 52-55 kDa

## Preparation

This antibody was obtained by immunization of ATG4C recombinant protein (Accession Number: NM\_032852). Purification method: Antigen affinity purified.

## Formulation

PBS with 0.02% sodium azide and 50% glycerol pH 7.3.

## Storage

Store at -20°C. DO NOT ALIQUOT

## Clonality

Polyclonal

## Ig Type

Rabbit IgG

## Applications


ELISA, WB, IHC, IF

## Dilutions

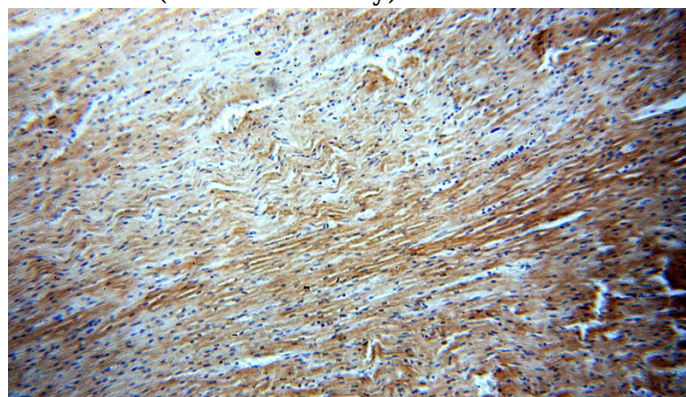
Recommended Dilution:

WB: 1:200-1:2000

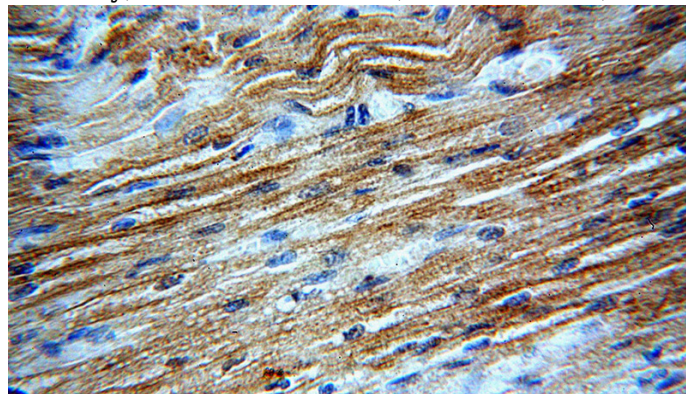
## Validations



mouse testis tissue were subjected to SDS PAGE followed by western blot with Catalog No:108297(ATG4C antibody) at dilution of 1:500



Immunohistochemical of paraffin-embedded human heart using Catalog No:108297(ATG4C antibody) at dilution of 1:50 (under 10x lens)



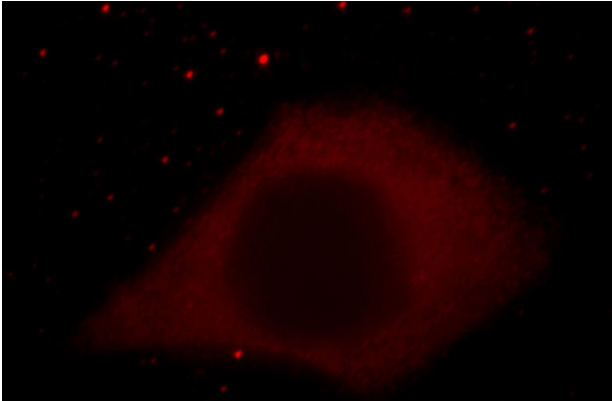
Immunohistochemical of paraffin-embedded human heart using Catalog No:108297(ATG4C

# ATG4C antibody

Catalog Number: 108297

---

antibody) at dilution of 1:50 (under 40x lens)



Immunofluorescent analysis of HeLa cells, using ATG4C antibody Catalog No:108297 at 1:25 dilution and Rhodamine-labeled goat anti-rabbit IgG (red).