

# Anti-Ku70 (7B1) Mouse antibody



Catalog Number: 168197

## Product name

Anti-Ku70 (7B1) Mouse antibody

## Specificity

Human, Monkey

## Antibody description

Ku70 (7B1) Mouse monoclonal antibody

## Preparation

Antigen: Purified recombinant human Ku70 protein fragments expressed in E.coli.

## Formulation

Purified mouse monoclonal antibody in PBS(pH 7.4) containing with 0.02% sodium azide and 50% glycerol.

## Storage

Store at 4°C short term. Store at -20°C long term. Avoid freeze / thaw cycle.

## Clonality

Monoclonal

## Ig Type

Mouse IgG1

## Applications

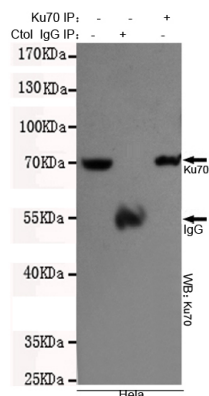
WB, ICC/IF, IP, ChIP

## Dilutions


WB: 1/1000

;ICC: 1/200

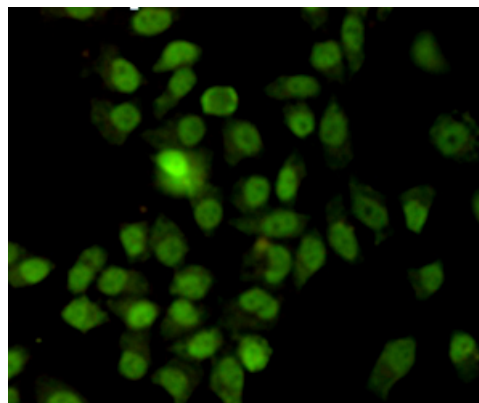
## Validations



Immunoprecipitation analysis of HeLa cell lysates using Ku70 mouse mAb.



Western blot detection of Ku70 in HeLa, A549, COS7 and K562 cell lysates using Ku70 mouse mAb (1:1000 diluted). Predicted band size: 70kDa. Observed band size: 67kDa.



Immunocytochemistry staining of HeLa cells fixed with -20u2103 Methanol and using anti-Ku70 antibody (dilution 1:200).