

beta-Catenin antibody



Catalog Number: 108487

Product name

beta-Catenin antibody

Specificity

Human, Mouse, Rat, Pig; other species not tested.

Antibody description

beta-Catenin Rabbit Polyclonal antibody. Positive IHC detected in human breast cancer tissue, human cervical cancer tissue, human colon cancer tissue, human liver cancer tissue, human stomach cancer tissue. Positive IF detected in HepG2 cells. Positive WB detected in mouse lung tissue, A431 cells, HEK-293 cells, HeLa cells, human placenta tissue, MCF7 cells, mouse liver tissue, NIH/3T3 cells, rat liver tissue, SH-SY5Y cells. Positive IP detected in mouse liver tissue. Observed molecular weight by Western-blot: 90 kDa

Preparation

This antibody was obtained by immunization of Peptide (Accession Number: XM_047447479). Purification method: Antigen affinity purified.

Formulation

PBS with 0.02% sodium azide and 50% glycerol pH 7.3.

Storage

Store at -20°C. DO NOT ALIQUOT

Clonality

Polyclonal

Ig Type

Rabbit IgG

Applications

ELISA, IF, WB, IHC, IP

Dilutions

Recommended Dilution:

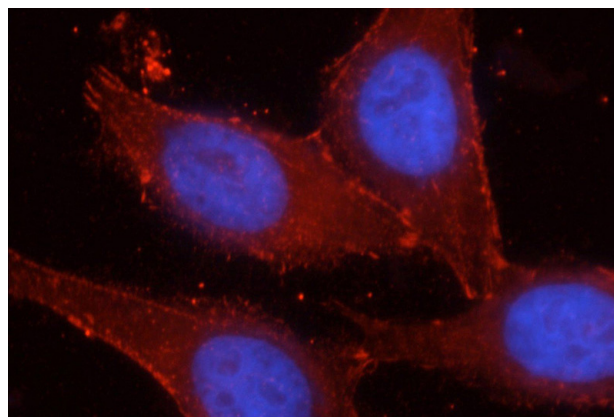
WB: 1:500-1:5000

IP: 1:200-1:2000

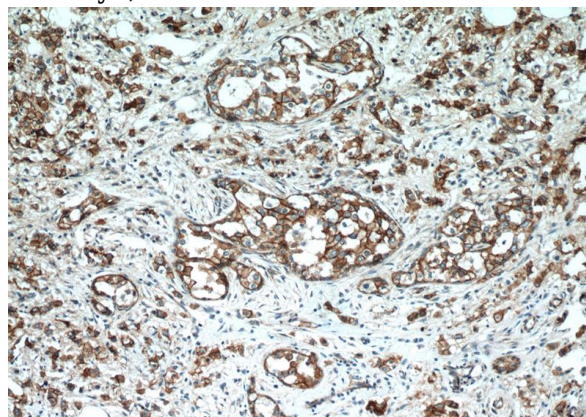
IHC: 1:20-1:200

IF: 1:20-1:200

Validations



Immunofluorescent analysis of HepG2 cells, using CTNNB1 antibody Catalog No:117132 at 1:50 dilution and Rhodamine-labeled goat anti-rabbit IgG (red). Blue pseudocolor = DAPI (fluorescent DNA dye).

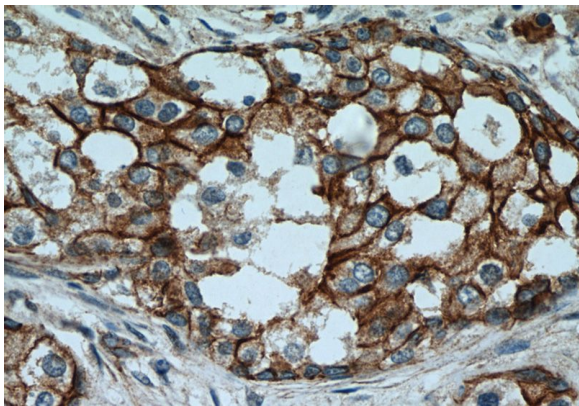


Immunohistochemistry of paraffin-embedded human breast cancer tissue slide using Catalog No:117132(B-catenin Antibody) at dilution of 1:200 (under 10x lens)

beta-Catenin antibody




Catalog Number: 108487

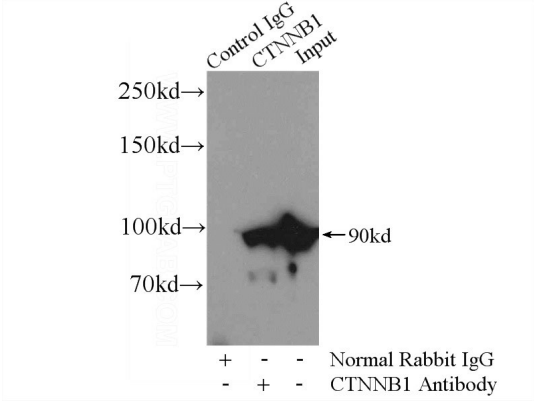


Immunohistochemistry of paraffin-embedded human breast cancer tissue slide using Catalog No:117132(B-catenin Antibody) at dilution of

1:200 (under 40x lens)



mouse lung tissue were subjected to SDS PAGE followed by western blot with Catalog No:117132(b-cat antibody) at dilution of 1:1000



IP Result of anti-B-catenin (IP:Catalog No:117132, 4ug; Detection:Catalog No:117132 1:500) with mouse liver tissue lysate 6400ug.