

# Anti-Ku80 (5C5) Mouse antibody



Catalog Number: 168487

## Product name

Anti-Ku80 (5C5) Mouse antibody

## Specificity

Human, Mouse

## Antibody description

Ku80 (5C5) Mouse monoclonal antibody

## Preparation

Antigen: Purified recombinant fragment of human XRCC5 expressed in E. Coli.

## Formulation

Ascitic fluid containing 0.03% sodium azide.

## Storage

Store at 4°C short term. Store at -20°C long term. Avoid freeze / thaw cycle.

## Clonality

Monoclonal

## Ig Type

Mouse IgG1

## Applications

WB, IHC-P, ICC/IF, FC, IP

## Dilutions

WB: 1/500 - 1/2000

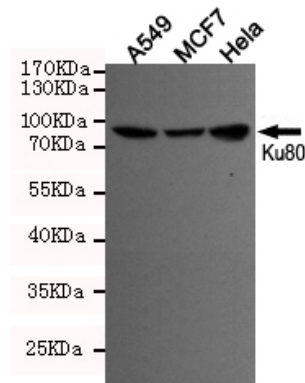
IHC: 1/200 - 1/1000

ICC: 1/200 - 1/1000

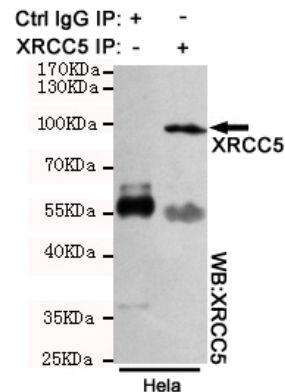
FC: 1/200 - 1/400

ELISA: 1/10000

## Validations

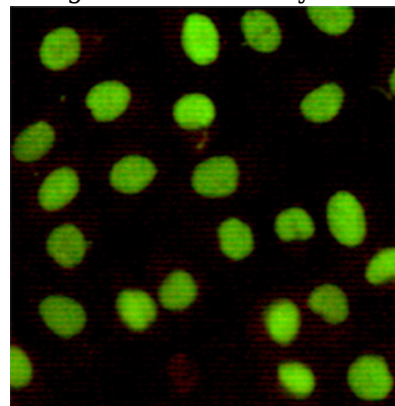


Western blot detection of Ku80 in A549, MCF7 and HeLa cell lysates using Ku80 mouse mAb (dilution 1:500). Predicted band size: 86KDa. Observed band



size: 86KDa.

Immunoprecipitation analysis of HeLa cell lysates using XRCC5 antibody.



Immunocytochemistry of HeLa cells using Ku80 mouse mAb (dilution 1:100).