

XRN1 antibody

Catalog Number: 116877

Product name

XRN1 antibody

IHC: 1:20-1:200

IF: 1:20-1:200


Specificity

Human, Mouse; other species not tested.

Validations

Antibody description

XRN1 Rabbit Polyclonal antibody. Positive IF detected in HeLa cells. Positive IHC detected in human heart tissue, human brain tissue. Positive WB detected in HeLa cells, Neuro-2a cells. Observed molecular weight by Western-blot: 175 kDa



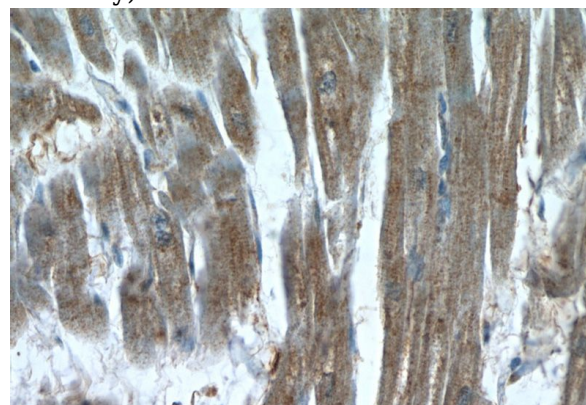
Preparation

This antibody was obtained by immunization of XRN1 recombinant protein (Accession Number: BC078146). Purification method: Antigen Affinity purified.

HeLa cells were subjected to SDS PAGE followed by western blot with Catalog No:116877(XRN1 antibody) at dilution of 1:600

Formulation

PBS with 0.02% sodium azide and 50% glycerol pH 7.3.



Storage

Store at -20°C. DO NOT ALIQUOT

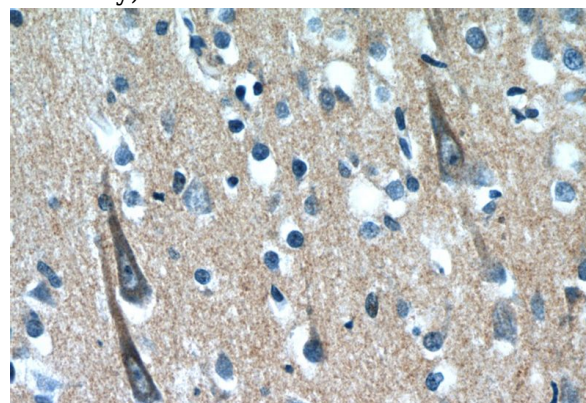
Clonality

Polyclonal

Immunohistochemistry of paraffin-embedded human heart slide using Catalog No:116877(XRN1 Antibody) at dilution of 1:50

Ig Type

Rabbit IgG



Applications

ELISA, WB, IHC, IF

Dilutions

Recommended Dilution:

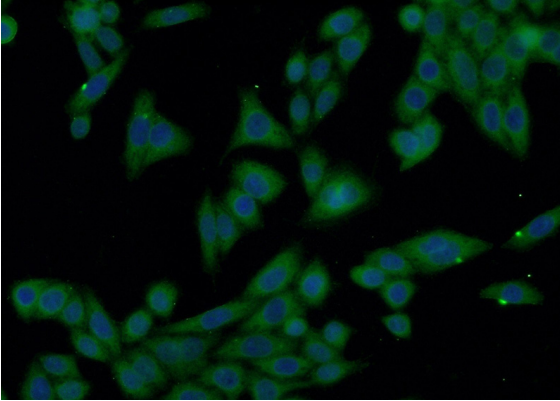
WB: 1:200-1:2000

Immunohistochemistry of paraffin-embedded human brain slide using Catalog No:116877(XRN1

XRN1 antibody

Catalog Number: 116877

Antibody) at dilution of 1:50



Immunofluorescent analysis of HeLa cells using Catalog No:116877(XRN1 Antibody) at dilution of 1:50 and Alexa Fluor 488-conjugated AffiniPure Goat Anti-Rabbit IgG(H+L)