

GAA antibody



Catalog Number: 110767

Product name

GAA antibody

IP: 1:200-1:2000

IHC: 1:20-1:200

Specificity

Human, Mouse, Rat; other species not tested.

Antibody description

GAA Rabbit Polyclonal antibody. Positive IP detected in mouse liver tissue. Positive WB detected in human heart tissue. Positive IHC detected in human pancreas cancer tissue. Observed molecular weight by Western-blot: 70-76 kDa

Preparation

This antibody was obtained by immunization of GAA recombinant protein (Accession Number: XM_047435719). Purification method: Antigen affinity purified.

Formulation

PBS with 0.02% sodium azide and 50% glycerol pH 7.3.

Storage

Store at -20°C. DO NOT ALIQUOT

Clonality

Polyclonal

Ig Type

Rabbit IgG

Applications


ELISA, WB, IHC, IP

Dilutions

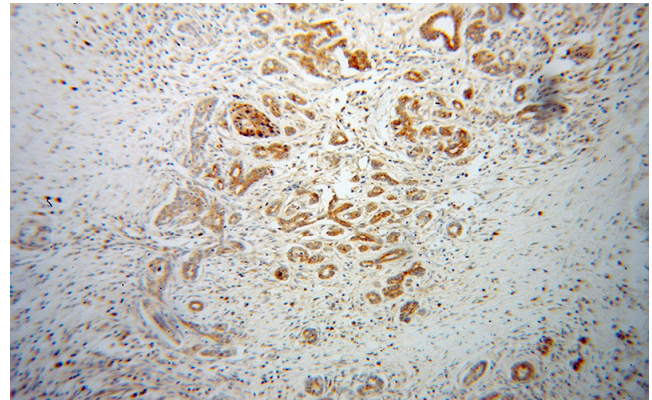
Recommended Dilution:

WB: 1:200-1:2000

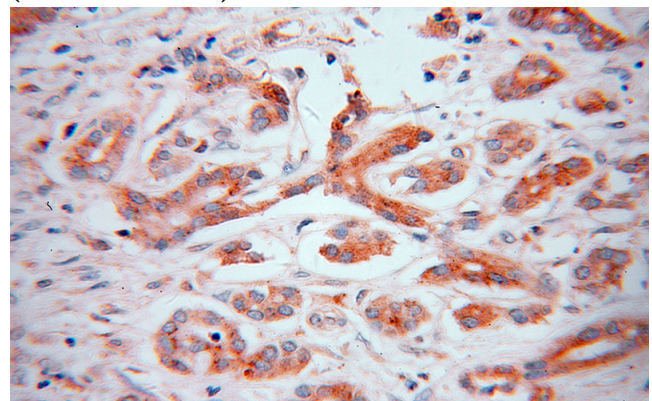
Validations



human heart tissue were subjected to SDS PAGE followed by western blot with Catalog No:110767(GAA antibody) at dilution of 1:600



Immunohistochemical of paraffin-embedded human pancreas cancer using Catalog No:110767(GAA antibody) at dilution of 1:50 (under 10x lens)



Immunohistochemical of paraffin-embedded

GAA antibody



Catalog Number: 110767

human pancreas cancer using Catalog No:110767(GAA antibody) at dilution of 1:50 (under 40x lens)

IP Result of anti-GAA (IP:Catalog No:110767, 4ug; Detection:Catalog No:110767 1:600) with mouse liver tissue lysate 4000ug.

