

ALDH3A1 antibody



Catalog Number: 107967

Product name

ALDH3A1 antibody

IP: 1:500-1:5000

IF: 1:10-1:100

Specificity

Human, Mouse, Rat; other species not tested.

Antibody description

ALDH3A1 Rabbit Polyclonal antibody. Positive IF detected in MCF-7 cells. Positive IP detected in HEK-293 cells. Positive WB detected in HEK-293 cells. Observed molecular weight by Western-blot: 48 kDa

Preparation

This antibody was obtained by immunization of ALDH3A1 recombinant protein (Accession Number: NM_000691). Purification method: Antigen affinity purified.

Formulation

PBS with 0.02% sodium azide and 50% glycerol pH 7.3.

Storage

Store at -20°C. DO NOT ALIQUOT

Clonality

Polyclonal

Ig Type

Rabbit IgG

Applications


ELISA, WB, IF, IP

Dilutions

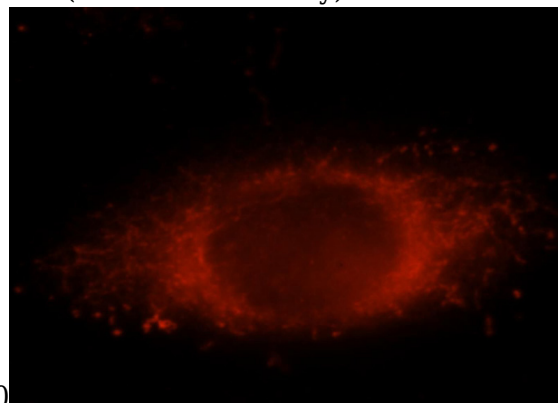
Recommended Dilution:

WB: 1:1000-1:10000

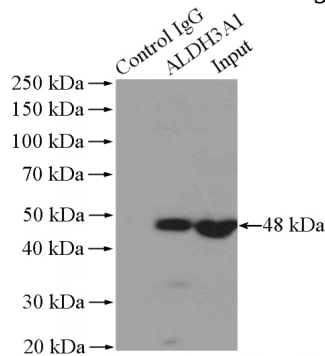
Validations



HEK-293 cells were subjected to SDS PAGE followed by western blot with Catalog No:107967(ALDH3A1 antibody) at dilution of



Immunofluorescent analysis of MCF-7 cells, using ALDH3A1 antibody Catalog No:107967 at 1:25 dilution and Rhodamine-labeled goat anti-rabbit



IgG (red).

IP Result of anti-ALDH3A1 (IP:Catalog No:107967,

ALDH3A1 antibody



Catalog Number: 107967

4ug; Detection:Catalog No:107967 1:1000) with HEK-293 cells lysate 3200ug.